

COASTSIDE COUNTY WATER DISTRICT

BASIC FINANCIAL STATEMENTS

AND SUPPLEMENTARY SCHEDULES

JUNE 30, 2012

Coastside County Water District
Basic Financial Statements
For the year ended June 30, 2012

Table of Contents

	<u>Page</u>
Elected Officials and Administrative Personnel	i
Independent Auditors' Report.....	1
Management's Discussion and Analysis	3
Basic Financial Statements:	
Statement of Net Assets	12
Statement of Revenues, Expenses, and Changes in Net Assets	13
Statement of Cash Flows	14
Notes to Basic Financial Statements	15
Independent Auditor's Report on Compliance	31

**Coastside County Water District
Basic Financial Statements
For the year ended June 30, 2012**


Elected Officials and Administrative Personnel

BOARD OF DIRECTORS

Chris Mickelsen – President
Glenn Reynolds– Vice President
Ken Coverdell – Director
Bryan Hannegan – Director
Robert Feldman – Director

MANAGEMENT

David Dickson – General Manager



JJACPA, Inc.

A Professional Accounting Services Corp.

INDEPENDENT AUDITORS' REPORT

To the Board of Directors of the
Coastside County Water District
Half Moon Bay, California

We have audited the accompanying basic financial statements of the Coastside County Water District (District) as of and for the year ended June 30, 2012. These basic financial statements are the responsibility of the District's management. Our responsibility is to express an opinion on these basic financial statements based on our audit. The prior year summarized comparative information has been derived from the District's June 30, 2011, financial statements in which we expressed an unqualified opinion on those financial statements on October 15, 2011.

We conducted our audit in accordance with auditing standards generally accepted in the United States of America, standards applicable to financial audits contained in *Government Auditing Standards* and the State Controller's *Minimum Audit Requirements for California Special Districts*. Those standards require that we plan and perform the audit to obtain reasonable assurance about whether the basic financial statements are free of material misstatement. An audit includes examining, on a test basis, evidence supporting the amounts and disclosures in the basic financial statements. An audit also includes assessing the accounting principles used and significant estimates made by management, as well as evaluating the overall basic financial statement presentation. We believe that our audit provides a reasonable basis for our opinion.

In our opinion, the basic financial statements referred to above present fairly, in all material respects, the financial position of the District as of June 30, 2012, and the results of its operations and cash flows for the year then ended in conformity with accounting principles generally accepted in the United States of America as well as accounting systems prescribed by the State Controller's Office and state regulations governing special districts.

In accordance with *Government Auditing Standards*, we have also issued our report dated November 19, 2012 on our consideration of the District's internal control over financial reporting and on our tests of its compliance with certain provisions of laws, regulations, contracts, and grant agreements and other matters. The purpose of that report is to describe the scope of our testing of internal control over financial reporting and compliance and the results of that testing, and not to provide an opinion on the internal control over financial reporting or on compliance. That report is an integral part of an audit performed in accordance with *Government Auditing Standards* and should be considered in assessing the results of our audit.

Accounting principles generally accepted in the United States of America require that the Management's Discussion and Analysis (MD&A) on pages three to nine be presented to supplement the basic financial statements. Such information, although not a part of the basic financial statements, is required by the Governmental Accounting Standards Board who considers it to be an essential part of financial reporting for placing the basic financial statements in an appropriate operational, economic, or historical context. We have applied certain limited procedures to the required supplementary information in accordance with auditing standards generally accepted in the United States of America, which consisted of inquiries of management about the methods of preparing the information and comparing the information for consistency with management's responses to our inquiries, the basic financial statements, and other knowledge we obtained during our audit of the basic financial statements. We do not express an opinion or provide any assurance on the information because the limited procedures do not provide us with sufficient evidence to express an opinion or provide any assurance.

November 19, 2012

JJACPA, Inc.

JJACPA, Inc.

Coastside County Water District
Basic Financial Statements
For the year ended June 30, 2012

Management's Discussion and Analysis

This section of Coastside County Water District's basic financial statements presents management's discussion and analysis of the District's financial performance during the fiscal year ended June 30, 2012. Since this management's discussion and analysis is designed to focus on current activities, resulting change and current known facts, please read it in conjunction with the District's basic financial statements (pages 12 - 14) and the footnotes (pages 15 - 29).

Financial Highlights

At June 30, 2012, the District's net assets decreased \$390,046 to \$35,695,012 from \$36,085,058 in 2011. Operating revenues increased by \$384,045 primarily due to a water rate increase, which became effective July 1, 2012. Operating expenses (with depreciation included) increased by \$241,525 as a result of increases to source of supply expenses offset by reductions of administrative and general expenses. Depreciation expense increased by \$29,397 due to the initiation of depreciation on completed construction projects.

Using This Report

In December 1998, the Governmental Accounting Standards Board (GASB) released statement No. 33, *Accounting and Financial Reporting for Nonexchange Transactions*, which revised the reporting of property tax revenue. In June 1999, GASB released statement No. 34, *Basic Financial Statements -- and Management's Discussion and Analysis -- for State and Local Governments*. Changes in Statement No. 34 require a comprehensive one-line look at the entity as a whole and capitalization of assets and depreciation for agencies not reporting on the accrual basis of accounting. Since the District has historically reported all activities in enterprise funds in a manner similar to business activities and followed the accrual basis of accounting, the District merely has been required to reclassify certain balances to utilize the new Statement No. 34 terminology. There were no major reconciling items necessary or elimination of balances due to the implementation of Statement No. 34.

The annual financial statements include the Independent Auditors' Report, this management's discussion and analysis, the basic financial statements, and notes to the basic financial statements.

**Coastside County Water District
Basic Financial Statements
For the year ended June 30, 2012**

Management's Discussion and Analysis, Continued

Financial Analysis of the District as a Whole

	Net Assets As of June 30, 2012 and 2011		Increase (Decrease)	Percent Change
	2012	2011		
Assets:				
Current assets	\$ 3,437,367	\$ 4,158,554	\$ (721,187)	(17.3)%
Non-current assets	43,280,236	39,994,432	3,285,804	8.2%
Total assets	46,717,603	44,152,986	2,564,617	5.8%
Liabilities:				
Current liabilities	1,169,956	579,845	590,111	101.8%
Non-current liabilities	9,850,812	7,488,083	2,362,729	31.6%
Total liabilities	11,020,768	8,067,928	2,952,840	36.6%
Net assets:				
Investment in capital assets, net of related debt	33,671,394	32,207,607	1,463,787	4.5%
Restricted/Unrestricted Net Assets:				
Restricted for Crystal Springs Project	373,447	373,447	-	0.0%
Restricted for capital improvements	1,135,209	1,135,209	-	0.0%
Unrestricted	514,962	2,368,795	(1,853,833)	(78.3)%
Total net assets	\$ 35,695,012	\$ 36,085,058	\$ (390,046)	(1.1)%

This schedule is prepared from the District's Statement of Net Assets (page 12), which is presented on the accrual basis of accounting, whereby revenues are recognized when earned and expenses are recorded when the liability is incurred or economic asset used. Operating revenues in the Statement of Activities are those revenues that are generated from the primary operations of the District. All other revenues are reported as non-operating revenues. Operating expenses are those expenses that are essential to the primary operations of the District. All other expenses are reported as non-operating expenses.

As can be seen from the table above, net assets at June 30, 2012, decreased to \$35,695,012 from \$36,085,058 in 2011. The decrease in net assets was primarily due to increased operating expenses and a decrease in non-operating revenues.

**Coastside County Water District
Basic Financial Statements
For the year ended June 30, 2012**

Management's Discussion and Analysis, Continued

Financial Analysis of the District as a Whole, Continued

Operating results are summarized as follows:

	Operating Results			
	For the years ended June 30, 2012 and 2011			
	<u>2012</u>	<u>2011</u>	<u>Increase (Decrease)</u>	<u>Percent Change</u>
Operating revenues	\$ 6,403,349	\$ 6,019,304	\$ 384,045	6.4%
Operating expenses	<u>7,398,272</u>	<u>7,156,747</u>	<u>241,525</u>	<u>3.4%</u>
Operating income (loss)	(994,923)	(1,137,443)	142,520	(12.5)%
Non-operating revenues	1,125,124	1,585,884	(460,760)	(29.1)%
Non-operating expenses	<u>(520,247)</u>	<u>(419,078)</u>	<u>(101,169)</u>	<u>24.1%</u>
Net income before contributions	(390,046)	29,363	(419,409)	(1428.4)%
Capital contributions	<u>-</u>	<u>71,013</u>	<u>(71,013)</u>	<u>(100.0)%</u>
Change in net assets	(390,046)	100,376	(490,422)	(488.6)%
Net assets:				
Beginning of year	<u>36,085,058</u>	<u>35,984,682</u>	<u>100,376</u>	<u>0.3%</u>
End of year	<u>\$ 35,695,012</u>	<u>\$ 36,085,058</u>	<u>\$ (390,046)</u>	<u>(1.1)%</u>

While the Statement of Net Assets shows the change in financial position of net assets, the operating results are reflected in the Statement of Revenues, Expenses, and Changes in Net Assets. This statement provides answers to the nature and source of the change in financial position of net assets.

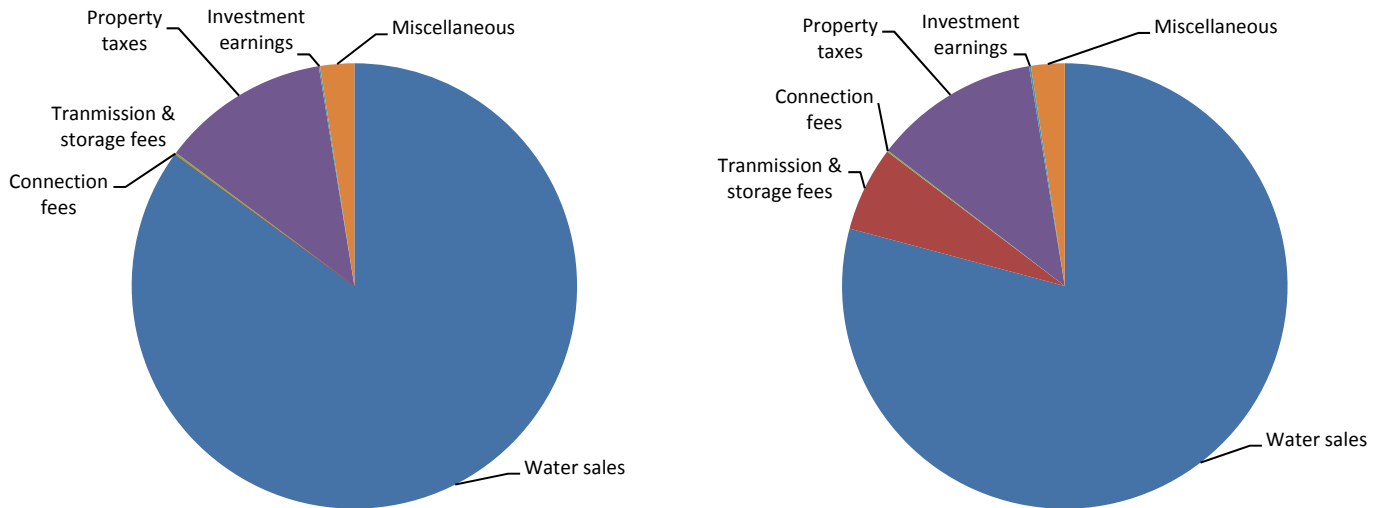
**Coastside County Water District
Basic Financial Statements
For the year ended June 30, 2012**

Management’s Discussion and Analysis, Continued

Financial Analysis of the District as a Whole, Continued

The following is a graphic illustration of revenues by source:

**Revenues by Source
Both Operating & Non-Operating**



FY 2011-2012			FY 2010-2011		Increase (Decrease)
\$ 6,403,349	85.0%	Water sales	\$ 6,019,304	79.2%	\$ 384,045
-	0.0%	Transmission & storage fees	468,924	6.2%	(468,924)
12,113	0.2%	Connection fees	7,427	0.1%	4,686
920,053	12.2%	Property taxes	913,518	12.0%	6,535
6,778	0.1%	Investment earnings	11,323	0.1%	(4,545)
186,180	2.5%	Miscellaneous	184,692	2.4%	1,488
<u>\$ 7,528,473</u>	<u>100.0%</u>	Totals	<u>\$ 7,605,188</u>	<u>100.0%</u>	<u>\$ (76,715)</u>

Water sales increased \$384,045 due to a rate increase for fiscal year 2011-2012, approved by the Board of Directors. Property taxes increased by \$6,535 primarily due to San Mateo County’s method of calculating and distributing funds. Investment earnings decreased by \$4,545, the result of declining interest rates, lower reserve balances and a recessionary economy.

**Coastside County Water District
Basic Financial Statements
For the year ended June 30, 2012**

Management’s Discussion and Analysis, Continued

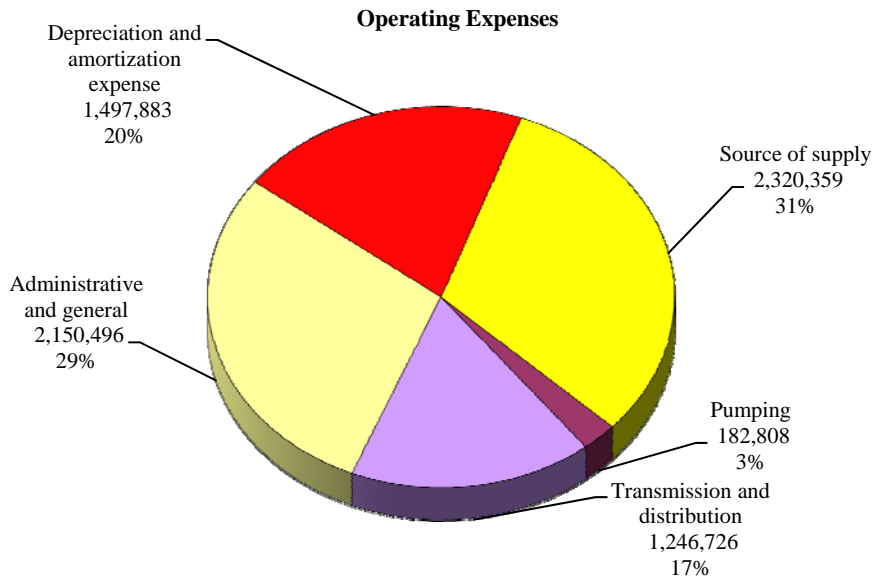
Financial Analysis of the District as a Whole, Continued

Operating expenses increased by \$241,525 as detailed below:

	Operating Expenses		Increase (Decrease)	Percent Change
	For the years ended June 30, 2012 and 2011			
	<u>2012</u>	<u>2011</u>		
Operating expenses:				
Source of supply	\$ 2,320,359	\$ 2,038,203	\$ 282,156	13.8%
Pumping	182,808	194,991	(12,183)	(6.2)%
Transmission and distribution	1,246,726	1,252,844	(6,118)	(0.5)%
Administrative and general	2,150,496	2,202,223	(51,727)	(2.3)%
Depreciation and amortization expense	1,497,883	1,468,486	29,397	2.0%
Total	<u><u>\$ 7,398,272</u></u>	<u><u>\$ 7,156,747</u></u>	<u><u>\$ 241,525</u></u>	<u><u>3.4%</u></u>

Source of supply increased \$282,156 due to higher wholesale water rates from the San Francisco Public Utilities Commission. Pumping expenses decreased \$12,183 primarily due to increased use of the Pilarcitos Reservoir supply source. Depreciation and amortization increased by \$29,397 due to initiation of depreciation on completed projects.

The following is a graphic illustration of operating expenses:



**Coastside County Water District
Basic Financial Statements
For the year ended June 30, 2012**

Management’s Discussion and Analysis, Continued

Financial Analysis of the District as a Whole, Continued

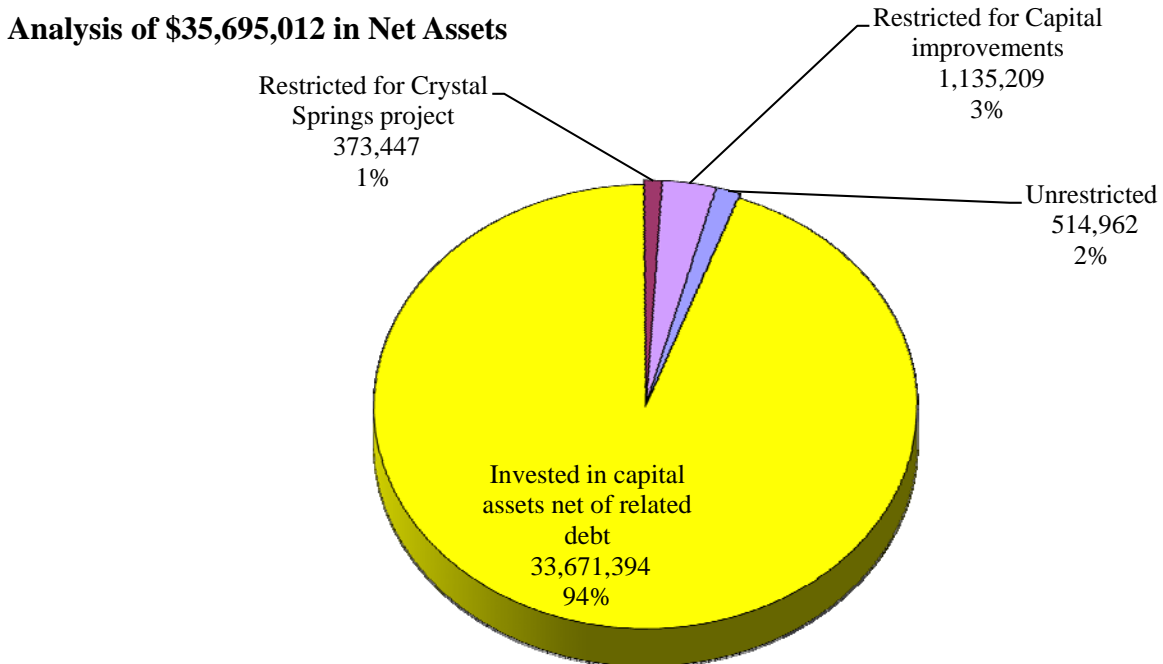
Net assets decreased by \$390,046 as detailed below:

**Analysis of Net Assets
As of June 30, 2012 and 2011**

	<u>2012</u>	<u>2011</u>	<u>Increase (Decrease)</u>	<u>Percent Change</u>
Net assets:				
Invested in capital assets net of related debt	\$ 33,671,394	\$ 32,207,607	\$ 1,463,787	4.5%
Restricted				
Crystal Springs Project	373,447	373,447	-	0.0%
Capital improvements	1,135,209	1,135,209	-	0.0%
Unrestricted	514,962	2,368,795	(1,853,833)	(78.3)%
Total	<u>\$ 35,695,012</u>	<u>\$ 36,085,058</u>	<u>\$ (390,046)</u>	<u>(1.1)%</u>

The change in net assets is a \$390,046 decrease due primarily to operating expenses increasing and capital project expenditures.

The following is a graphic illustration of net assets:



**Coastside County Water District
Basic Financial Statements
For the year ended June 30, 2012**

Management's Discussion and Analysis, Continued

Cash Flows

Cash flows were reduced by \$637,966, primarily the result of acquisitions of capital assets.

Long-term Debt

New debt was issued for the year, with amounts of long-term debt increasing by a net amount of \$2,303,298. This was a result of a \$2,721,050 installment loan from the CIEDB Enterprise Fund and from annual principal payments and amortization of bond discounts.

Economic Factors and Potential Future Results

The District's water sales will remain stable or increase slowly as a result of continuing water conservation efforts. This trend, combined with a series of significant increases in the wholesale water rate charged by the San Francisco Public Utilities Commission and the need to finance essential infrastructure maintenance and replacement, will increase the District's revenue requirements in the future. The District has generally raised rates on an annual basis to meet revenue requirements and will continue to do so.

Contacting the District

This financial report is designed to provide our customers and creditors a general overview of the District's finances and to demonstrate the District's accountability for the money it receives and is allocated to it. If you have questions about this report, contact:

Coastside County Water District
766 Main Street
Half Moon Bay, CA 94019

Phone (650) 726 4405
Fax (650) 726 5245

David R Dickson, General Manager
Gina Brazil, Office Manager

This page intentionally left blank.

BASIC FINANCIAL STATEMENTS

Coastside County Water District

Statement of Net Assets

June 30, 2012

(with comparative totals for June 30, 2011)

	<u>2012</u>	<u>2011</u>
ASSETS		
Current assets:		
Cash and investments	\$ 1,746,694	\$ 2,384,660
Restricted cash and investments	565,694	703,613
Accounts receivable:		
Customer water	701,026	678,381
Taxes	17,164	15,219
Interest	5,172	1,789
Prepaid expenses	18,426	16,730
Materials and supplies inventory	188,550	147,140
Unamortized bond issuance costs	194,641	211,022
Total current assets	<u>3,437,367</u>	<u>4,158,554</u>
Noncurrent assets:		
Capital assets:		
Construction in progress	7,586,019	3,366,697
Utility plant	58,846,603	58,300,867
Less accumulated depreciation	<u>(23,152,386)</u>	<u>(21,673,132)</u>
Total noncurrent assets	<u>43,280,236</u>	<u>39,994,432</u>
Total assets	<u>\$ 46,717,603</u>	<u>44,152,986</u>
LIABILITIES		
Current liabilities:		
Accounts payable and accrued liabilities	\$ 910,405	\$ 335,516
Accrued payroll	112,240	83,409
Customer deposits	59,346	73,013
Due to Crystal Springs Assessment District	87,965	87,907
Total current liabilities	<u>1,169,956</u>	<u>579,845</u>
Noncurrent liabilities:		
Due within one year	422,248	417,752
Due after one year	9,186,594	6,887,792
Net OPEB obligation	157,412	104,925
Accrued vacation and sick leave	86,381	77,614
Total noncurrent liabilities	<u>9,852,635</u>	<u>7,488,083</u>
Total liabilities	<u>11,022,591</u>	<u>8,067,928</u>
NET ASSETS		
Invested in capital assets net of related debt	33,671,394	32,207,607
Restricted for Crystal Springs Project	373,447	373,447
Restricted for capital improvements	1,135,209	1,135,209
Unrestricted	514,962	2,368,795
Total net assets	<u>35,695,012</u>	<u>36,085,058</u>
Total liabilities and net assets	<u>\$ 46,717,603</u>	<u>44,152,986</u>

The accompanying notes are an integral part of these basic financial statements.

Coastside County Water District
Statement of Revenues, Expenses, and Changes in Net Assets
For the year ended June 30, 2012

(with comparative totals for the year ended June 30, 2011)

	<u>2012</u>	<u>2011</u>
OPERATING REVENUES:		
Water sales	\$ 6,403,349	\$ 6,019,304
OPERATING EXPENSES:		
Source of supply	2,320,359	2,038,203
Pumping	182,808	194,991
Transmission and distribution	1,246,726	1,252,844
Administrative and general	2,150,496	2,202,223
Depreciation and amortization	1,497,883	1,468,486
Total operating expenses	<u>7,398,272</u>	<u>7,156,747</u>
Operating loss	<u>(994,923)</u>	<u>(1,137,443)</u>
NONOPERATING REVENUES (EXPENSES):		
Property taxes	920,053	913,518
Investment earnings	6,778	11,323
Transmission and storage fees		468,924
Connection fees	12,113	7,427
Miscellaneous income	186,180	184,692
Collection fees	(13,447)	(10,805)
Net OPEB expense	(52,487)	(50,664)
Interest expense	(454,313)	(357,609)
Total nonoperating revenues (expenses)	<u>604,877</u>	<u>1,166,806</u>
Income (loss) before contributions	<u>(390,046)</u>	<u>29,363</u>
Capital contributions	-	71,013
Net Income (Loss)	<u>(390,046)</u>	<u>100,376</u>
CHANGE IN NET ASSETS:		
Beginning of year	36,085,058	35,984,682
End of year	<u>\$ 35,695,012</u>	<u>\$ 36,085,058</u>

The accompanying notes are an integral part of these basic financial statements.

Coastside County Water District

Statement of Cash Flows

For the year ended June 30, 2012

(with comparative amounts for the year ended June 30, 2011)

	2012	2011
CASH FLOWS FROM OPERATING ACTIVITIES:		
Receipts from customers	\$ 6,378,759	\$ 5,830,728
Payments to suppliers	(3,600,391)	(4,267,267)
Payments to employees	(1,744,284)	(1,275,188)
Net cash provided (used) by operating activities	1,034,084	288,273
CASH FLOWS FROM NONCAPITAL FINANCING ACTIVITIES:		
Property taxes net of collection fees	906,606	902,713
Miscellaneous receipts	186,180	184,692
Net cash provided (used) by noncapital financing activities	1,092,786	1,087,405
CASH FLOWS FROM CAPITAL AND RELATED FINANCING ACTIVITIES:		
Change in restricted cash and investments	137,919	174,718
Capital contributions	-	71,013
Transmission and storage fee receipts	-	468,924
Connection fee receipts	12,113	7,427
Redemption of Crystal Springs Project Bond	58	351
Proceeds from the issuance of long-term debt	2,721,050	-
Principal and interest payments on long-term debt	(872,065)	(764,857)
Acquisition of capital assets	(4,767,306)	(2,482,487)
Net cash provided (used) by capital and related financing activities	(2,768,231)	(2,524,911)
CASH FLOWS FROM INVESTING ACTIVITIES:		
Interest received on investments	3,395	15,453
Net cash provided (used) by investing activities	3,395	15,453
Net increase (decrease) in cash and cash equivalents	(637,966)	(1,133,780)
CASH:		
Beginning of year	2,384,660	3,518,440
End of year	\$ 1,746,694	\$ 2,384,660
Reconciliation of operating income (loss) to net cash provided (used) by operating activities:		
Operating (loss)	\$ (994,923)	\$ (1,137,443)
Adjustments to reconcile operating income (loss) to net cash provided (used) by operating activities:		
Depreciation and amortization expense	1,497,883	1,468,486
Change in assets and liabilities:		
Accounts receivable	(24,590)	(188,576)
Materials and supplies	(41,410)	(11,386)
Prepaid expenses	(1,696)	(405)
Accounts payable and accrued liabilities	574,889	97,533
Accrued payroll	28,831	26,188
Customer deposits	(13,667)	29,076
Accrued vacation and sick leave	8,767	4,800
Net cash provided (used) by operating activities	\$ 1,034,084	\$ 288,273

The accompanying notes are an integral part of these basic financial statements.

Coastside County Water District
Basic Financial Statements
For the year ended June 30, 2012

Notes to Basic Financial Statements

1. SUMMARY OF SIGNIFICANT ACCOUNTING POLICIES

The financial statements of Coastside County Water District (District) have been prepared in conformity with accounting principles generally accepted in the United States of America (GAAP) as applied to governmental enterprises classified as proprietary fund types. The Governmental Accounting Standards Board (GASB) is the accepted standard-setting body for establishing governmental accounting and financial reporting principles. The reports are based on all applicable GASB pronouncements as well as applicable Financial Accounting Standards Board (FASB) Statements and Interpretations, Accounting Principles Board Opinions, and Accounting Review Boards of the Committee on Accounting Procedure issued on or before November 30, 1989, unless those pronouncements conflict with or contradict GASB pronouncements. When applicable, certain prior year amounts have been reclassified to conform to current year presentation. The following is a summary of the more significant policies:

A. Description of the Reporting Entity

The District is organized under the Water Code provisions of the general laws of the State of California and is governed by a five-member Board of Directors elected at large by the registered voters of the District. The District is located along the Pacific Ocean in San Mateo County; it purchases more than half of its water supply from the San Francisco Water Department. The balance is developed from local sources, including surface diversion and wells. Water is distributed to customers inside and outside the District's boundaries.

Oversight responsibility, the ability to conduct independent financial affairs, issue debt instruments, approve budgets, and otherwise influence operations and account for fiscal matters is exercised by the District's Board of Directors. The District is a separate reporting entity for financial reporting purposes and the accompanying financial statements reflect the assets, liabilities, net assets, revenues, and expenses of the District only.

As defined by GASB Statements No. 14 and 39, *The Financial Reporting Entity*, the District is not financially accountable for any other entity other than itself, nor are there any other entities for which the nature and significance of their relationship with the District are such that exclusion would cause the District's financial statements to be misleading or incomplete.

In addition, based upon the above criteria, the District is not aware of any entity which would be financially accountable for the District which would result in the District being considered a component of the entity.

Coastside County Water District
Basic Financial Statements
For the year ended June 30, 2012

Notes to Basic Financial Statements, Continued

1. SUMMARY OF SIGNIFICANT ACCOUNTING POLICIES, Continued

B. Fund Accounting Classification and Basis of Accounting

On the Statement of Net Assets and the Statement of Revenues, Expenses, and Changes in Net Assets, business-like activities are presented using the economic resources measurement focus. The accounting objectives of this measurement focus are the determination of net income, financial position, and cash flows. All assets and liabilities (whether current or noncurrent) associated with their activities are reported. Fund equity is classified as net assets.

District funds are classified as enterprise funds, which account for operations that are financed and operated in a manner similar to private business enterprises where the intent is that the costs (expenses, including depreciation) of providing goods or services to the general public on a continuing basis be financed or recovered primarily through user charges. The acquisition and capital improvement of the physical plant facilities required to provide these goods and services are financed from existing cash resources, the issuance of bonds, and cash flow from operations.

C. Cash and Investments

For the purposes of the Statement of Net Assets and Statement of Cash Flows, “cash equivalents and investments” includes all demand, savings accounts, and certificates of deposits or short-term investments with an original maturity of three months or less.

Fair value is based on quoted market price. Additional cash and investment disclosures are presented in Note 2.

D. Capital Assets

Capital assets are carried at cost or estimated cost if actual cost was not available. Contributed capital assets are valued at their estimated fair value on the date contributed.

Depreciation is calculated on a straight-line basis using the following useful life schedule:

Water treatment plant and pipelines	22-50 years
Buildings	23-33 years
Furniture and equipment	10 years
Vehicles	5 years

The costs of normal maintenance and repairs that do not add to the value of the asset or materially extend asset lives are not capitalized. Improvements are capitalized.

**Coastside County Water District
Basic Financial Statements
For the year ended June 30, 2012**

Notes to Basic Financial Statements, Continued

1. SUMMARY OF SIGNIFICANT ACCOUNTING POLICIES, Continued

E. Property Taxes

The District's property taxes are levied each calendar year on all taxable real property located in the District. Property taxes are recorded on an accrual basis of accounting.

The County Assessor is responsible for assessment of all taxable real property within San Mateo County. Reassessment is on a three-year schedule established by the Assessor.

The County Clerk computes the annual tax for each parcel of real property and prepares tax books used by the County Collector as the basis for issuing tax bills to all taxpayers in the County.

Property taxes are collected by the County Collector and are submitted to the County Treasurer, who remits to each unit its respective share of the collections. Taxes levied in one year become due and payable in two installments during the following year generally on March 1st and August 30th.

The first installment is an estimated bill, and is approximately one-half of the prior year's tax bill. The second installment is based on the current levy, assessment, equalization, and certificate to limit levy, if any and any changes from the prior year will be reflected in the second installment bill. Taxes must be levied by the last Tuesday in December for the following collection year. The levy becomes an enforceable lien against the property as of January 1 of the levy year.

F. Accrued Vacation and Sick Leave

The liability for vested vacation pay is recorded as an expense when the vacation is earned. District employees have a vested interest of up to 240 hours of accrued vacation time and up to 120 days of accrued sick time for employees that retire and are hired prior to December 31, 1990. Employees hired after that date have a vested interest in up to fifty percent of their sick time up to 60 days, based upon retirement and time with the District.

G. Unamortized Bond Issuance Costs

Costs incurred in issuing long-term debt are capitalized and amortized over the life of the debt.

H. Comparative Data

Comparative data for the prior year has been presented in the accompanying financial statements in order to provide an understanding of changes in the District's financial position and operations.

I. Reclassifications

Certain amounts from the prior year have been reclassified to conform to the current year's presentation.

**Coastside County Water District
Basic Financial Statements
For the year ended June 30, 2012**

Notes to Basic Financial Statements, Continued

2. CASH AND INVESTMENTS

A. Composition

The District's cash and temporary investments are carried at market, and include:

	June 30, 2012			June 30, 2011
	FDIC insured	Not Rated	Fair Value	
Cash in bank	\$ 250,000	\$ 1,049,553	\$ 1,299,553	\$ 1,584,191
Petty Cash	-	430	430	430
Local Agency Investment Fund (LAIF)	-	1,012,405	1,012,405	1,503,652
Total	\$ 250,000	\$ 2,062,388	\$ 2,312,388	\$ 3,088,273
Financial Statement presentation:				
Cash and investments			\$ 1,746,694	\$ 2,384,660
Restricted cash and investments			565,694	703,613
Total			\$ 2,312,388	\$ 3,088,273

California Law requires banks and savings and loan institutions to pledge government securities with a market value of 110% of the District's cash on deposit or first trust deed mortgage notes with a value of 150% of the District's cash on deposit as collateral for these deposits. Under California Law this collateral is held in an investment pool by an independent financial institution in the District's name and places the District ahead of general creditors of the institution pledging the collateral. The District has waived collateral requirements for the portion of deposits covered by federal deposit insurance.

The District's investments are carried at fair value, as required by generally accepted accounting principles. The District adjusts the carrying value of its investments to reflect their fair value at each fiscal year end, and it includes the effects of these adjustments in income for that fiscal year.

B. Authorized Investments

The District's Investment Policy and the California Government Code allow the District to invest in the following, provided the credit ratings of the issuers are acceptable to the District and approved percentages and maturities are not exceeded.

Coastside County Water District
Basic Financial Statements
For the year ended June 30, 2012

Notes to Basic Financial Statements, Continued

2. CASH AND INVESTMENTS, Continued

The table below also identifies certain provisions of the California Government Code, or the District's Investment Policy where the District's Investment Policy is more restrictive.

<u>Authorized Investment Type</u>	<u>Maximum Maturity</u>	<u>Maximum Percentage of Portfolio</u>
California Local Agency Investment Fund	N/A	None
U.S. Treasury Obligations	5 years	None
Negotiable Certificates of Deposit	1 year	30%

C. Fair Value of Investments

In accordance with GASB Statement No. 31, *Accounting and Financial Reporting for Certain Investments and for External Investment Pools*, investments were stated at fair value using the aggregate method, which includes any adjustments in interest/investment income.

D. Investments Authorized by Debt Agreements

The District must maintain required amounts of cash and investments with trustees or fiscal agents under the terms of certain debt issues. These funds are unexpended bond proceeds or are pledged reserves to be used if the District fails to meet its obligations under these debt issues. The California Government Code requires these funds to be invested in accordance with District resolutions, bond indentures, or State statutes. The table below identifies the investment types that are authorized for investments held by fiscal agents. The bond indentures contain no limitations for the maximum investment in any one issuer or the maximum percentage of the portfolio that may be invested in any one investment type.

<u>Authorized Investment Type</u>	<u>Maximum Maturity</u>	<u>Minimum Credit Quality</u>
U.S. Treasury Obligations	N/A	Aaa
U.S. Agency Securities	N/A	Aaa
Bankers' Acceptances	30 days	A-1
Commercial Paper	270 days	A-1+
Money Market Funds	N/A	Aam
Pre-Funded Municipal Obligations	N/A	AAA
Repurchase Agreements	270 days	A
State Direct General Obligations	N/A	AA Special
Revenue Bonds	N/A	AA
California Local Agency Investment Fund	N/A	None

**Coastside County Water District
Basic Financial Statements
For the year ended June 30, 2012**

Notes to Basic Financial Statements, Continued

2. CASH AND INVESTMENTS, Continued

E. Interest Rate and Credit Risk

Interest rate risk is the risk that changes in market interest rates will adversely affect the fair value of an investment. Normally, the longer the maturity of an investment, the greater the sensitivity of its fair value to changes in market interest rates.

The District is a participant in the Local Agency Investment Fund (LAIF) that is regulated by California Government Code Section 16429 under the oversight of the Treasurer of the State of California. The District reports its investment in LAIF at the fair value amount provided by LAIF, which is the same as the value of the pool share. The balance available for withdrawal is based on the accounting records maintained by LAIF, which are maintained on an amortized cost basis. Included in LAIF's investment portfolio are collateralized mortgage obligations, mortgage-backed securities, other asset-backed securities, loans to certain state funds, and floating rate securities issued by federal agencies, government-sponsored enterprises, United States Treasury Notes and Bills, and corporations. At June 30, 2012, these investments matured in an average of 242 days

Credit risk is the risk that an issuer of an investment will not fulfill its obligation to the holder of the investment. This is measured by the assignment of a rating by a nationally recognized statistical rating organization. The District's only investments are in the California Local Agency Investment Fund and in Money Market accounts which are not rated at June 30, 2012.

F. Reassessment Redemption Fund

The cash balance in the Reassessment Redemption and Reassessment Reserve Fund accounts represent receipts of the Crystal Springs Assessment District, held by the District as the Assessment District's agent. Amounts reported as restricted were utilized on Assessment District projects and reduced to zero in the prior year.

Coastside County Water District
Basic Financial Statements
For the year ended June 30, 2012

Notes to Basic Financial Statements, Continued

3. CAPITAL ASSETS

Changes in capital assets and depreciation were as follows:

	July 1, 2011	Additions	Deletions	June 30, 2012
<u>Capital Assets</u>				
<u>Nondepreciable:</u>				
Construction in progress	\$ 4,537,452	\$ 4,712,363	\$ (1,663,796)	\$ 7,586,019
<u>Utility Plant Nondepreciable:</u>				
Land	\$ 160,612	\$ -	\$ -	\$ 160,612
Total Utility Plant nondepreciable assets	160,612	-	-	160,612
<u>Utility Plant Depreciable:</u>				
Source of supply	401,039	-	-	401,039
Transmission and distribution	16,965,966	-	-	16,965,966
Treatment plants and well field projects				
Acquired and constructed	3,054,837	1,298,135	-	4,352,972
Contributed	2,899,227	-	-	2,899,227
Pipelines and meters	9,328,485	373,232	-	9,701,717
Crystal Springs Project	21,631,828	-	-	21,631,828
Buildings and structures	591,613	-	-	591,613
Vehicles	667,820	-	-	667,820
Furniture and equipment	1,428,685	45,124	-	1,473,809
Total depreciable assets	56,969,500	1,716,491	-	58,685,991
Total utility plant at cost	57,130,112	1,716,491	-	58,846,603
Less: accumulated depreciation	(21,673,132)	(1,479,254)		(23,152,386)
Total utility plant (net)	35,456,980	237,237	-	35,694,217
Total capital assets	\$ 39,994,432	\$ 4,949,600	\$ (1,663,796)	\$ 43,280,236

Construction in progress at June 30, 2012, consisted primarily of pipeline replacement costs.

**Coastside County Water District
Basic Financial Statements
For the year ended June 30, 2012**

Notes to Basic Financial Statements, Continued

4. LONG-TERM DEBT

A. Long-Term Debt Activity

	Original Issue Amount	Balance July 1, 2011	Additions	Retirements	Balance June 30, 2012	Due Within One Year
1998A ABAG Water and Wastewater Revenue Refunding Bonds, 3.75-5.3%, due 10/01/2013	\$ 2,855,000	\$ 740,000	-	\$ (235,000)	\$ 505,000	\$ 235,000
2006B Water Revenue Bonds 3.5-4.75%, due 10/01/32	7,295,000	6,615,000	-	(185,000)	6,430,000	185,000
Discount	(58,459)	(49,456)	-	2,248	(47,208)	2,248
Total Debt Issuances	<u>10,091,541</u>	<u>7,305,544</u>	-	<u>(417,752)</u>	<u>6,887,792</u>	<u>422,248</u>
CIEDB Enterprise Fund Installment Loan	-	-	2,721,050	-	2,721,050	
Total	<u>\$ 10,091,541</u>	<u>7,305,544</u>	<u>\$ 2,721,050</u>	<u>\$ (417,752)</u>	<u>9,608,842</u>	<u>\$ 422,248</u>
Amount due within one year		<u>(417,752)</u>			<u>(422,248)</u>	
Total Long-term Debt		<u>\$ 6,887,792</u>			<u>\$ 9,186,594</u>	

B. 1998A ABAG Water and Wastewater Revenue Refunding Bonds

On May 12, 1998, the District issued ABAG Water and Wastewater Revenue Refunding Bonds, Series 1998A in an original principal amount of \$2,855,000. Proceeds of the 1998 Bonds were placed in an irrevocable trust to advance refund the outstanding balance of the Water Revenue Refunding Bonds, Series 1993; a portion was also used to finance water pipeline replacements.

All revenues generated by the Utility Plant and a debt service insurance policy serving as a reserve fund are pledged for the repayment of the 1998 Bonds. The 1998 Bonds bear interest at 3.75% to 5.3% and require semiannual interest payments on October 1 and April 1 and annual principal payments on October 1. A final installment is due October 1, 2013.

Any 1998 Bonds maturing on or after October 1, 2010, may be redeemed at par plus a 2% premium on or after October 1, 2009. The premium decreases 1% each year until October 1, 2010, at which time the 1998 Bonds may be redeemed at par. 1998 Bonds maturing on or after October 1, 2010 and 2021, are subject to mandatory annual redemption commencing October 1, 2006 and 2010, respectively, at par.

**Coastside County Water District
Basic Financial Statements
For the year ended June 30, 2012**

Notes to Basic Financial Statements, Continued

4. LONG-TERM DEBT, Continued

C. 2006B Water Revenue Bonds

On June 1, 2006, the District issued Water Revenue Bonds, Series 2006B in an original principal amount of \$7,295,000 to finance and refinance certain public capital improvements. The bonds are payable from revenues of the District. The 2006B Bonds bear interest at 3.50% to 4.75% and require semiannual interest payments on October 1 and April 1 and annual principal payments on October 1, beginning October 1, 2007. A final installment is due October 1, 2032.

D. CIEDB Enterprise Fund Installment Loan

On October 10, 2011 the District authorized an installment loan up to \$6,756,500 with the California Infrastructure and Economic Development Bank for the District's Denniston Creek Water Treatment Plant Improvements Project. All funds must be drawn by September 10, 2014. The loan has a 30 year term with a semiannual interest rate of 2.79% (plus a 0.3% annual fee) payable on August 1 and February 1, beginning February 1, 2012. Annual principal payments are due on August 1; beginning after the District withdraws the full \$6,756,500 or completes the project. The final installment is due August 1, 2041. The District has an outstanding balance of \$2,721,050 as of June 30, 2012.

**Coastside County Water District
Basic Financial Statements
For the year ended June 30, 2012**

Notes to Basic Financial Statements, Continued

4. LONG-TERM DEBT, Continued

D. Repayment Schedule

Future annual repayment requirements are as follows:

Year Ending June 30,	Enterprise activities					
	1998A ABAG Water and Wastewater Revenue Refunding Bonds		2006B Water Revenue Bonds		Total	
	Principal	Interest	Principal	Interest	Principal	Interest
2013	\$ 245,000	\$ 20,272	\$ 190,000	\$ 291,296	\$ 435,000	\$ 311,568
2014	260,000	6,890	200,000	283,859	460,000	290,749
2015	-	-	210,000	275,889	210,000	275,889
2016	-	-	215,000	267,494	215,000	267,494
2017	-	-	225,000	258,553	225,000	258,553
2018-2022	-	-	1,280,000	1,128,352	1,280,000	1,128,352
2023-2027	-	-	1,615,000	786,003	1,615,000	786,003
2028-2032	-	-	2,030,000	360,525	2,030,000	360,525
2033	-	-	465,000	11,044	465,000	11,044
Total	<u>\$ 505,000</u>	<u>\$ 27,162</u>	<u>\$ 6,430,000</u>	<u>\$ 3,663,015</u>	<u>\$ 6,935,000</u>	<u>\$ 3,690,177</u>
Due within one year	\$ 245,000	\$ 20,272	\$ 190,000	\$ 291,296	\$ 435,000	\$ 311,568
Due after one year	260,000	6,890	6,240,000	3,371,719	6,500,000	3,378,609
Total	<u>\$ 505,000</u>	<u>\$ 27,162</u>	<u>\$ 6,430,000</u>	<u>\$ 3,663,015</u>	<u>\$ 6,935,000</u>	<u>\$ 3,690,177</u>
Discounts						
2013	\$ -	\$ -	\$ (2,248)	\$ -	\$ (2,248)	\$ -
2014	-	-	(2,248)	-	(2,248)	-
2015	-	-	(2,248)	-	(2,248)	-
2016	-	-	(2,248)	-	(2,248)	-
2017	-	-	(2,248)	-	(2,248)	-
2018-2022	-	-	(11,240)	-	(11,240)	-
2023-2027	-	-	(11,240)	-	(11,240)	-
2028-2032	-	-	(11,240)	-	(11,240)	-
2033	-	-	(2,248)	-	(2,248)	-
Total	<u>\$ -</u>	<u>\$ -</u>	<u>\$ (47,208)</u>	<u>\$ -</u>	<u>\$ (47,208)</u>	<u>\$ -</u>

5. CRYSTAL SPRINGS ASSESSMENT DISTRICT

The Crystal Springs Water Supply Project (CSP) constructed by the District was financed by purchasers of CSP water service connections who either paid cash for their water service connections or have agreed to place their properties in the Crystal Springs Assessment District, which was formed for the sole purpose of providing funding to construct the Project.

At June 30, 2010, the Assessment District had fully repaid the balance of its Limited Obligation Refunding Bonds, issued in 1999. Property owners were solely responsible for repayment of these Bonds. Security for the bonds was provided by a lien against each property to which a CSP water service connection is assigned. The County of San Mateo acted as the agent for the Assessment District, collecting assessments and forwarding bond payments to the Assessment District. The Assessment District was responsible for submitting monies collected by the County to a paying agent,

**Coastside County Water District
Basic Financial Statements
For the year ended June 30, 2012**

Notes to Basic Financial Statements, Continued

5. CRYSTAL SPRINGS ASSESSMENT DISTRICT

which in turn paid the bond holders. In the event of non-payment of an assessment by a property owner, the District was responsible only for initiating foreclosure action on the property encumbered by the CSP assessment.

Since the District has never assumed any legal or moral liability to pay any of the Assessment District's bonded indebtedness, the District's financial statements do not include the Assessment District bonds or related balances. However, as the Assessment District's agent, the District uses the cash discussed in Note 2 A to make the required payments on the Assessment District Bonds or projects within the Assessment District with any remaining funds. At June 30, 2012, a final accounting for the District had not been performed and therefore residual balances remain on the District books for certain accounts.

6. NET ASSETS

Net assets are set aside for the Crystal Springs project of \$373,447 and capital improvements of \$1,135,209.

7. RISK MANAGEMENT AND SELF-INSURANCE

The District is exposed to various risks of loss related to torts, theft of, damage and destruction of assets, errors and omissions, and natural disasters. The District is a member of the Association of California Water Agencies Joint Powers Insurance Authority (JPIA) to provide coverage with respect to certain risks.

Liabilities are reported when it is probable that a loss has occurred and the amount of the loss can be reasonably estimated. Claim liabilities are calculated considering recent claim settlement trends including the frequency and amount of payouts and other economic and social factors. The liability for claims and judgments is reported in the general long-term debt account group because it is not expected to be liquidated with expendable available financial resources.

The District's JPIA membership includes property coverage of \$1,000-\$51,000 per occurrence, \$51,000 - \$50,000,000 excess insurance fidelity coverage of \$1,000 to \$101,000 per occurrence, general liability/automobile coverage of \$500,000, and excess insurance of \$70 million with no self-insurance retention. Workers' compensation insurance is provided through JPIA with a \$350,000 per occurrence coverage.

There were no open claims or incurred but not reported at June 30, 2011, and June 30, 2012, for the District

Coastside County Water District
Basic Financial Statements
For the year ended June 30, 2012

Notes to Basic Financial Statements, Continued

7. PUBLIC EMPLOYEES' RETIREMENT SYSTEM (PERS)

A. Plan Description

The District contributes to the California Public Employees' Retirement System (CalPERS), a cost-sharing, multiple-employer, public employee retirement system defined benefit pension plan administered by CalPERS. The plan provides retirement and disability benefits, annual cost-of-living adjustments, and death benefits to plan members and beneficiaries. Benefit provisions are established by state statutes, as legislatively amended, within the Public Employees' Retirement Law. CalPERS issues a separate comprehensive annual financial report that includes financial statements and required supplementary information. Copies of the CalPERS annual financial report may be obtained from the CalPERS Executive Office, 400 "P" Street, Sacramento, California 95814.

B. Funding Policy

All full-time District employees are eligible to participate in the CalPERS Plans. District employees are required to contribute 8% of their salary (8% of monthly salary over \$133.33 if the member participates in Social Security). For the District's additional tier (which became effective August 14, 2011), District employees are required to contribute 7% of their salary (7% of monthly salary over \$133.33 if the member participates in Social Security) and the District is required to contribute an actuarially determined rate. Effective June 14, 2012 the District began paying 6% and 5% respectively of each tier (employees pay 2% of the employee contribution rate). The actuarial methods and assumptions used for determining the rate are those adopted by the CalPERS Board of Administration. The Required employer contribution rate for fiscal Year 2011-12 was 20.834% of annual payroll. The contribution requirements of the plan members are established by state statute.

C. Annual Pension Cost

For 2012, the District's annual pension cost of \$331,254 for CALPERS was equal to the District's required and actual contribution. The required contribution was determined as part of the June 30, 2009, actuarial valuation using the entry age normal actuarial cost method. The actuarial assumptions included (a) 7.75% of investment rate of return (net of administrative expenses), and (b) 3.55% to 14.45% projected annual salary increases that vary by age, duration of service and type of employment with 3.25% payroll growth. Both (a) and (b) included an inflation component of 3% and annual production growth of 0.25%.

**Coastside County Water District
Basic Financial Statements
For the year ended June 30, 2012**

Notes to Basic Financial Statements, Continued

8. PUBLIC EMPLOYEES' RETIREMENT SYSTEM (PERS), Continued

The actuarial value of CALPERS assets was determined using techniques that smooth the effects of short-term volatility in the market value of investments over a four-year period (smooth market value). CALPERS has increased the future rate the District pays to reflect an unfunded condition in the plan.

Fiscal Year	Annual Pension Cost (APC)	Percentage of APC Contributed	Net Pension Obligation
June 30, 2010	\$ 325,874	100%	-
June 30, 2011	301,262	100%	-
June 30, 2012	331,254	100%	-

9. OTHER POST-EMPLOYMENT BENEFITS

Plan Description

The District provides health insurance benefits through the Association of California Water Agencies (ACWA) Blue Cross plan or the District's plan through Kaiser Permanente (small business plan) to employees who retire. The District pays for one-party medical, dental and vision premiums for retirees. The medical and vision benefits are paid for life and the dental benefits are paid until age 65. Employees hired after November 14, 2006 will receive 50% of the benefits.

Eligibility: Employees (and their dependents) are eligible to access retiree healthcare benefits if they retire from the District on or after age 55 (service retirement) with at least 15 years of service (service and disability retirement) and the employee must submit the retirement application within 120 days of separation and are eligible for a PERS pension. Membership of the plan consisted of the following at June 30, 2012:

Retirees and beneficiaries receiving benefits	10
Other participants fully eligible for benefits	-
Other participants not yet fully eligible for benefits	17
Total	27

Coastside County Water District
Basic Financial Statements
For the year ended June 30, 2012

Notes to Basic Financial Statements, Continued

9. OTHER POST EMPLOYMENT BENEFITS, Continued

Funding Policy

The District pays for its other postemployment benefit (OPEB) obligation on a pay-as-you-go basis (i.e., as insurance premiums become due).

Annual OPEB Cost and Net OPEB Obligation

The District's annual OPEB cost (expense) is calculated based on the *annual required contribution of the employer (ARC)*, an amount actuarially determined in accordance with the parameters of GASB Statement No. 45. The ARC represents a level of funding that, if paid on an ongoing basis, is projected to cover normal cost each year and amortize any unfunded actuarial liabilities (or funding excess) over a period not to exceed thirty years.

The following table shows the components of the District's annual OPEB cost for the year, the amount actually contributed to the plan, and the changes in the District's net OPEB obligation for these benefits:

Annual required contribution	\$ 147,400
Interest on net OPEB obligation	0
Adjustment to annual required contribution	0
Annual OPEB cost (expense)	147,400
Contributions made (Premiums paid)	(94,913)
Increase in net OPEB obligation	52,487
Net OPEB obligation-beginning of year	<u>104,925</u>
Net OPEB obligation-end of year	\$157,412

This is the second year that the District is following the reporting requirements of GASB 45, *Accounting and Financial Reporting by Employers for Post Employment Benefits Other Than Pension Plans*. The District has elected to implement GASB 45 prospectively and therefore shows no OPEB obligation at transition. The District's annual OPEB cost (expense) is equal to the ARC, and the net OPEB obligation for 2012 and the two preceding years were as follows:

Fiscal Year Ended	Annual OPEB Cost	Percentage of Annual OPEB Cost Contributed	Net OPEB Obligation (Asset)
6/30/2010	\$ 136,500	40%	\$ 54,261
6/30/2011	141,800	64%	104,925
6/30/2012	147,400	64%	157,412

Coastside County Water District
Basic Financial Statements
For the year ended June 30, 2012

Notes to Basic Financial Statements, Continued

9. OTHER POST EMPLOYMENT BENEFITS, Continued

Plan Funded Status and Funding Progress

As of January 1, 2012, the most recent actuarial valuation date, the plan was zero percent funded. The Actuarial Accrued Liability (AAL) for benefits was \$2,654,800, and the actuarial value of assets was zero dollars, resulting in an Unfunded Actuarial Accrued Liability (UAAL) of \$2,654,800. The covered payroll (annual payroll of active employees covered by the plan) was \$1,547,336 and the ratio of UAAL to the covered payroll was 167.83 percent.

Actuarial valuations of an ongoing plan involve estimates of the value of reported amounts and assumptions about the profitability of occurrence of events far into the future. Examples include assumptions about future employment, mortality, and the healthcare cost trend. Amounts determined regarding the funded status of the plan and the annual required contributions of the employer are subject to continual revision as actual results are compared with past expectations and new estimates are made about the future.

Actuarial Methods and Assumptions


Projections of benefits for financial reporting purposes are based on the substantive plan (the plan as understood by the employer and plan members) and include the types of benefits provided at the time of each valuation and the historical pattern of sharing of benefits costs between the employer and the plan members to that point. The actuarial methods and assumptions used included techniques that are designed to reduce the effects of short-term volatility in actuarial accrued liabilities and the actuarial value of assets, consistent with the long term perspective of the calculations. The actuarial valuation was performed in January of 2012 based upon June 30, 2011 amounts.

The actuarial cost method used for determining the benefit obligations is the projected unit credit actuarial cost method. The actuarial assumptions included a 5 percent investment rate of return, which is the expected long-term rate of return on the District's pooled investments (per GASB 43/45 guidelines for this assumption), and an annual cost trend rate of 5.5 percent for medical, 3% for dental and 2% for vision benefit costs and a three percent general inflation assumption. The UAAL is being amortized using a level dollar method over 30 years with no election as to an open or closed basis at this time.

10. COMMITMENTS AND CONTINGENCIES

The District is subject to general risk and exposure due to normal operations in the course of business. These risks involve various claims against the District, both asserted and unasserted, all of which management considers to be immaterial to these financial statements.

This page intentionally left blank



JJACPA, Inc.

A Professional Accounting Services Corp.

**REPORT ON INTERNAL CONTROL OVER FINANCIAL REPORTING AND ON
COMPLIANCE AND OTHER MATTERS BASED ON AN AUDIT OF FINANCIAL
STATEMENTS PERFORMED IN ACCORDANCE WITH GOVERNMENT AUDITING
STANDARDS**

Board of Directors
Coastside County Water District
Half Moon Bay, California

We have audited the basic financial statements of the Coastside County Water District (District) as of and for the year ended June 30, 2012 and have issued our report thereon dated November 19, 2012. We conducted our audit in accordance with auditing standards generally accepted in the United States of America and the standards applicable to financial audits contained in *Government Auditing Standards*, issued by the Comptroller General of the United States.

Internal Control over Financial Reporting

Management of the District is responsible for establishing and maintaining effective internal control over financial reporting. In planning and performing our audit, we considered the District's internal control over financial reporting as a basis for designing our auditing procedures for the purpose of expressing our opinion on the financial statements, but not for the purpose of expressing an opinion on the effectiveness of the District's internal control over financial reporting. Accordingly, we do not express an opinion on the effectiveness of The District's internal control over financial reporting.

A *deficiency in internal control* exists when the design or operation of a control does not allow management or employees, in the normal course of performing their assigned functions, to prevent, or detect and correct misstatements on a timely basis. A *material weakness* is a deficiency, or combination of deficiencies, in internal control, such that there is a reasonable possibility that a material misstatement of the entity's financial statements will not be prevented, or detected and corrected on a timely basis.

Our consideration of the internal control over financial reporting was for the limited purpose described in the first paragraph of this section and was not designed to identify all deficiencies in internal control over financial reporting that might be deficiencies, significant deficiencies, or material weaknesses. We did not identify any deficiencies in internal control over financial reporting that we consider to be material weaknesses, as defined above.

Compliance and Other Matters

As part of obtaining reasonable assurance about whether the District's financial statements are free of material misstatement, we performed tests of its compliance with certain provisions of laws, regulations, contracts, and grant agreements, noncompliance with which could have a direct and material effect on the determination of financial statement amounts. However, providing an opinion on compliance with those provisions was not an objective of our audit and, accordingly, we do not express such an opinion. The results of our tests disclosed no instances of noncompliance or other matters that are required to be reported under *Government Auditing Standards*.

This report is intended solely for the information and use of the Board of Directors, others within the entity, management, and federal and state agencies and is not intended to be and should not be used by anyone other than these specified parties.

November 19, 2012

JJACPA, Inc.
JJACPA, INC.