

STAFF REPORT

To: Coastside County Water District Board of Directors

From: David Dickson, General Manager

Agenda: May 8, 2012

Report

Date: May 4, 2012

Subject: Budget and Financing Plan Workshop - Proposed Fiscal Year 2012-2013 Budget, Fiscal Year 2012/13 to 2021/22 Capital Improvement Program, and Fiscal Year 2012/13 to 2021/22 Financing Plan

Recommendation:

No Board action required at this time.

Background:

Staff will conduct a workshop focusing on the Fiscal Year 2012/13 to 2021/22 District Financing Plan and will answer the Board's questions regarding the Proposed Budget, Capital Improvement Program, and Financing Plan.

Tentative Rate Increase

Consistent with an update of the District Financing Plan presented to the Board during the Fiscal Year 2011-2012 (FY12) budget process, the Fiscal Year 2012-2013 (FY13) budget includes a rate increase of 12%. The Financing Plan projected rate increases as follows:

<u>Fiscal Year</u>	<u>Rate Change</u>
2011-12	12% (adopted)
2012-13	12%
2013-14	12%
2014-15	9%
2015-16	3%
2016-17	3%

Staff has updated the District Financing Plan model and believes that, based on current projections, continuing with the above series of rate increases will meet the District's revenue requirements over the ten-year plan period.

Budget

- Non-operating revenue at the same level as FY12.
- Total operating expense increase of about 1% over FY12 budget, 7% over projected year-end FY12 expenses.

- \$283,000 reduction in SFPUC water purchase cost vs. FY12 budget due to startup of improved Denniston plant.
- \$141,000 increase in Denniston-related expenses vs. FY12 due to plant startup.
- \$88,000 increase in Crystal Springs electrical expense due to lower use of Pilarcitos source.
- Field and administrative salary cost increases of 2.8% vs. FY12 budget, primarily for cost-of-living adjustment.
- Total debt service increase of \$354,000 vs. FY12 budget for I-Bank loan payments.
- Contribution to CIP and reserves (net revenue) of \$869,000, an increase of \$173,000 over FY12.

CIP

- \$22,483,000 total CIP (FY13 dollars)
- Addition of \$3.2 million in new projects over the ten-year CIP.
- Net decrease of \$2.1 million vs. FY2011/12-2020/21 CIP.

The following materials are attached to this staff report as background for the workshop:

Attachment A – Key Financing Plan Tables and Charts

- *Water Production and Purchase Costs*: indicates projections of total water demand, contribution of local sources, SFPUC purchases, SFPUC rate increases, and water purchase costs.
- *Operating Expenses*: projections of operating costs including water purchase cost from Water Production and Purchase Costs sheet, escalation of other costs based on current year budget.
- *Ten-Year Capital Improvement Plan – Escalated CIP*: applies assumed capital project inflation factor to annual CIP totals, which are expressed in current budget year dollars.
- *Ten-Year Cash Flow Projections*: combines projections for all sources and uses of revenue to project year-end reserve balances. Cash flows must be sufficient to meet debt service coverage and reserve balance targets.
- *CCWD Rate Increases Needed to Meet Revenue Requirements*: chart summarizing rate increase, borrowing, reserve balance, and reserve balance target information from the *Ten-Year Cash Flow Projections* sheet.
- *Projected Rate Increases*: table indicating how the projected series of rate increases will affect rates and the median bimonthly/monthly residential bill.

STAFF REPORT

Agenda: April 10, 2012

Subject: Proposed Budget and CIP

Page 3

Attachment B - Budget Presentation Slides from April 10, 2012 Board Meeting

Attachment C - Fiscal Year 2012/13 to 2021/22 Capital Improvement Program

Attachment D - Fiscal Year 2012-2013 Revenue and Expense Budget

Attachment A

Financing Plan Tables

**Coastside County Water District - Financing Plan
Water Production and Purchase Costs**

	Projected 2011/12	Budget 2012/13	Projected Future Water Production and Purchases								
			Estimated								
			2013/14	2014/15	2015/16	2016/17	2017/18	2018/19	2019/20	2020/21	2021/22
Total CCWD Water Demand	650	656	710	725	740	760	780	780	780	800	800
Year-year change		0.0%	8.2%	2.1%	2.1%	2.7%	2.6%	0.0%	0.0%	2.6%	0.0%
CCWD Pilarcitos Wells	46	56	50	50	50	50	50	50	50	50	50
Denniston Wells	0	21	20	20	40	40	40	40	40	40	40
Denniston Surface Water	0	102	100	150	200	200	200	200	200	200	200
Total Denniston	0	123	120	170	240	240	240	240	240	240	240
Denniston year-year change		0.0%	-2.4%	41.7%	41.2%	0.0%	0.0%	0.0%	0.0%	0.0%	0.0%
Total CCWD Sources	46	179	170	220	290	290	290	290	290	290	290
Total SFPUC (max 794 MG)	604	477	540	505	450	470	490	490	490	510	510
SFPUC year-year change		-21.0%	13.2%	-6.5%	-10.9%	4.4%	4.3%	0.0%	0.0%	4.1%	0.0%
SFPUC Water Cost											
Base Charge	\$81,384	\$81,384	\$81,384	\$81,384	\$81,384	\$81,384	\$81,384	\$81,384	\$81,384	\$81,384	\$81,384
Consumption Charge	\$2,123,690	\$1,696,519	\$2,094,906	\$2,304,485	\$2,277,287	\$2,359,650	\$2,769,643	\$3,044,895	\$3,155,743	\$3,105,429	\$3,118,675
Surcharge for use over ISA	\$0	\$0	\$0	\$0	\$0	\$0	\$0	\$0	\$0	\$0	\$0
Total SFPUC Water Purchase	\$2,205,074	\$1,777,903	\$2,176,290	\$2,385,869	\$2,358,671	\$2,441,034	\$2,851,027	\$3,126,279	\$3,237,127	\$3,186,813	\$3,200,059
% SFPUC Water	93%	73%	76%	70%	61%	62%	63%	63%	63%	64%	64%
SFPUC Rate Increase		9.9%	8.7%	16.6%	10.7%	0.0%	11.9%	9.7%	3.6%	-4.9%	0.6%
SFPUC Unit Charge (\$/hcf)	\$2.63	\$2.89	\$3.14	\$3.66	\$4.06	\$4.06	\$4.54	\$4.98	\$5.16	\$4.90	\$4.93
Untreated Water Discount	0.23	0.23	0.24	0.25	0.27	0.30	0.31	0.33	0.34	0.35	0.36
Net SFPUC Rate	\$2.40	\$2.66	\$2.90	\$3.41	\$3.79	\$3.76	\$4.23	\$4.65	\$4.82	\$4.55	\$4.57
Interim Supply Allocation (MG)	794										
SFPUC Surcharge Over ISA	50%										
Denniston Supply Benefit:											
Avoided SFPUC Cost		\$475,289	\$504,038	\$832,587	\$1,301,186	\$1,301,186	\$1,456,027	\$1,597,262	\$1,654,763	\$1,573,680	\$1,583,122
Cumulative Avoided Cost		\$475,289	\$979,327	\$1,811,913	\$3,113,099	\$4,414,285	\$5,870,312	\$7,467,573	\$9,122,336	\$10,696,016	\$12,279,137

Coastside County Water District - Financing Plan
Operating Expenses

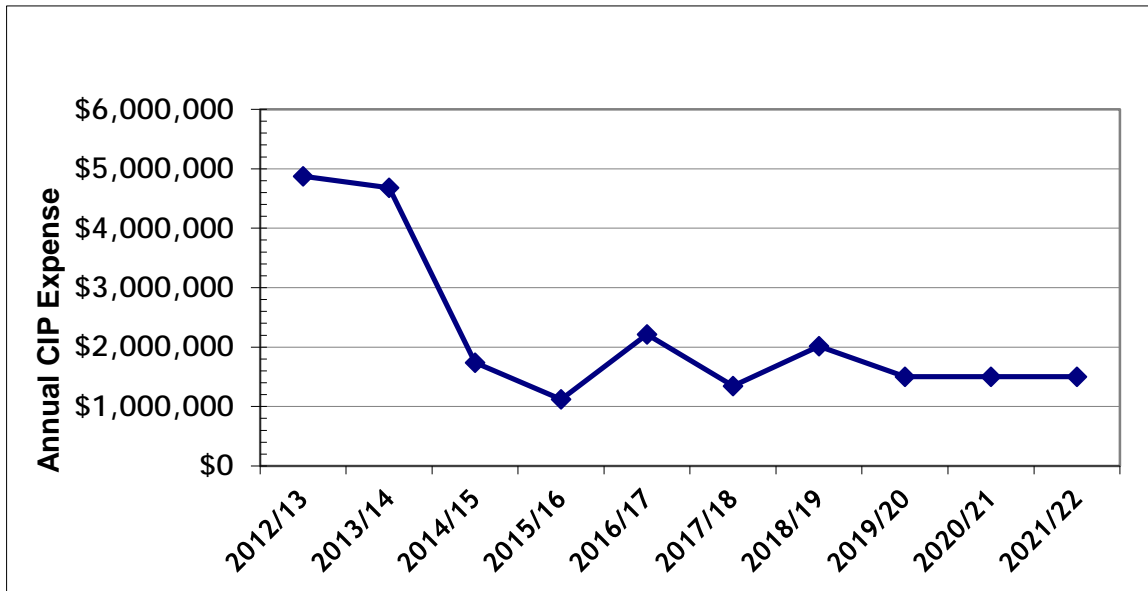
Projected Future Operating Expenses											
	Budget	Inflation	Estimated								
	2012/13	Factor	2013/14	2014/15	2015/16	2016/17	2017/18	2018/19	2019/20	2020/21	2021/22
Operating Expenses											
Water Purchased	\$1,777,903	varies	\$2,176,290	\$2,385,869	\$2,358,671	\$2,441,034	\$2,851,027	\$3,126,279	\$3,237,127	\$3,186,813	\$3,200,059
Electricity	359,951	5%	378,000	430,000	461,000	494,000	533,000	574,000	603,000	633,000	682,000
Denniston WTP Maint./Oper.	62,000	5%	80,000	82,000	122,000	181,000	190,000	200,000	210,000	221,000	232,000
Nunes WTP Maint./Oper.	138,212	5%	145,000	165,000	177,000	190,000	205,000	221,000	232,000	244,000	263,000
CSP WTP Maint./Oper.	47,000	5%	49,000	56,000	60,000	64,000	69,000	74,000	78,000	82,000	88,000
Salaries & Payroll Taxes	1,765,910	5%	1,854,000	1,947,000	2,044,000	2,146,000	2,253,000	2,366,000	2,484,000	2,608,000	2,738,000
Insurance	576,882	5%	606,000	636,000	668,000	701,000	736,000	773,000	812,000	853,000	896,000
Employee Retirement	486,569	5%	511,000	537,000	564,000	592,000	622,000	653,000	686,000	720,000	756,000
Other Expenses	<u>902,023</u>	5%	<u>947,000</u>	<u>994,000</u>	<u>1,044,000</u>	<u>1,096,000</u>	<u>1,151,000</u>	<u>1,209,000</u>	<u>1,269,000</u>	<u>1,332,000</u>	<u>1,399,000</u>
Total Operating Expenses	6,116,450		6,746,290	7,232,869	7,498,671	7,905,034	8,610,027	9,196,279	9,611,127	9,879,813	10,254,059
Increase from prior fiscal year			629,840	486,580	265,802	406,363	704,993	586,252	414,848	268,686	374,246
Percent increase from prior fiscal year			10.3%	7.2%	3.7%	5.4%	8.9%	6.8%	4.5%	2.8%	3.8%

**Coastside County Water District - Financing Plan
Ten-Year Capital Improvement Plan - Escalated CIP**

Escalation

4% per year

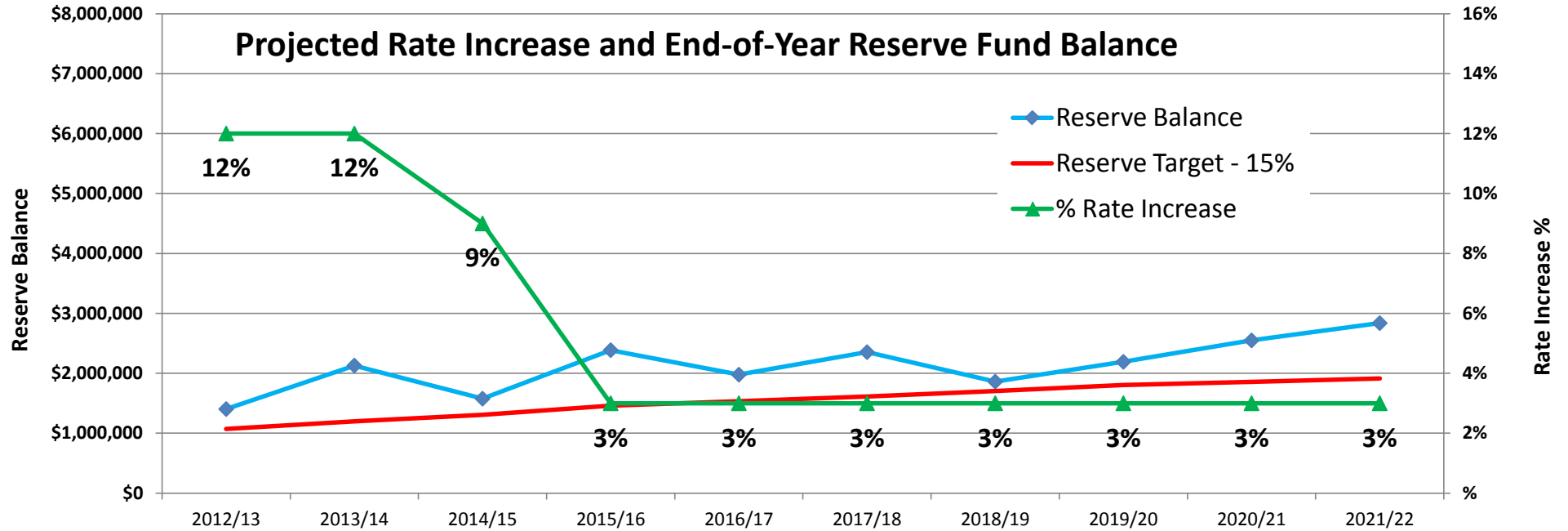
Escalated 10-Year Capital Improvement Plan			
	FY	Nominal CIP	Escalated CIP
0	2012/13	\$4,873,000	\$4,873,000
1	2013/14	\$4,680,000	\$4,867,000
2	2014/15	\$1,737,000	\$1,879,000
3	2015/16	\$1,121,000	\$1,261,000
4	2016/17	\$2,213,000	\$2,589,000
5	2017/18	\$1,344,000	\$1,635,000
6	2018/19	\$2,015,000	\$2,550,000
7	2019/20	\$1,500,000	\$1,974,000
8	2020/21	\$1,500,000	\$2,053,000
9	2021/22	\$1,500,000	\$2,135,000
	Total	\$22,483,000	\$25,816,000



CCWD Rate Increases Needed to Meet Revenue Requirements - FY13 Budget

	2012/13	2013/14	2014/15	2015/16	2016/17	2017/18	2018/19	2019/20	2020/21	2021/22
% Rate Increase	12%	12%	9%	3%	3%	3%	3%	3%	3%	3%
Cumulative Increase	1.12	1.25	1.37	1.41	1.45	1.49	1.54	1.59	1.63	1.68

New Borrowing 1 4500000
 New Borrowing 2



**Coastside County Water District
Projected Rate Increases**

Single Family Residence
Bi-monthly Charge
14 ccf (median use)
5/8" meter

Projected Water Rate Adjustments & Median Residential Bill										
	2012/13	2013/14	2014/15	2015/16	2016/17	2017/18	2018/19	2019/20	2020/21	2021/22
% Rate Increase	12.0%	12.0%	9.0%	3.0%	3.0%	3.0%	3.0%	3.0%	3.0%	3.0%
Base Charge	\$34.41	\$38.54	\$42.01	\$43.27	\$44.57	\$45.91	\$47.29	\$48.71	\$50.17	\$51.68
Variable Charge (1)										
<u>Residential</u>										
0 - 8 hcf	\$5.62	\$6.29	\$6.86	\$7.07	\$7.28	\$7.50	\$7.73	\$7.96	\$8.20	\$8.45
9 - 25 hcf	\$6.19	\$6.93	\$7.55	\$7.78	\$8.01	\$8.25	\$8.50	\$8.76	\$9.02	\$9.29
26 - 40 hcf	\$8.05	\$9.02	\$9.83	\$10.12	\$10.42	\$10.73	\$11.05	\$11.38	\$11.72	\$12.07
41 & over hcf	\$9.95	\$11.14	\$12.14	\$12.50	\$12.88	\$13.27	\$13.67	\$14.08	\$14.50	\$14.94
<u>Non-Residential</u>										
Per hcf	\$7.65	\$8.57	\$9.34	\$9.62	\$9.91	\$10.21	\$10.52	\$10.84	\$11.17	\$11.51
1 - 1 unit = 1 hcf = 7.48 gallons										

Residential Bill for 14 Units

Bi-monthly Bill	\$116.51	\$130.44	\$142.19	\$146.51	\$150.87	\$155.41	\$160.13	\$164.95	\$169.89	\$175.02
Bi-monthly Increase	\$12.45	\$13.93	\$11.75	\$4.32	\$4.36	\$4.54	\$4.72	\$4.82	\$4.94	\$5.13
Monthly Increase	\$6.23	\$6.97	\$5.88	\$2.16	\$2.18	\$2.27	\$2.36	\$2.41	\$2.47	\$2.57

Attachment B

Budget Presentation Slides
from
April 10, 2012 Board Meeting

Coastside County Water District

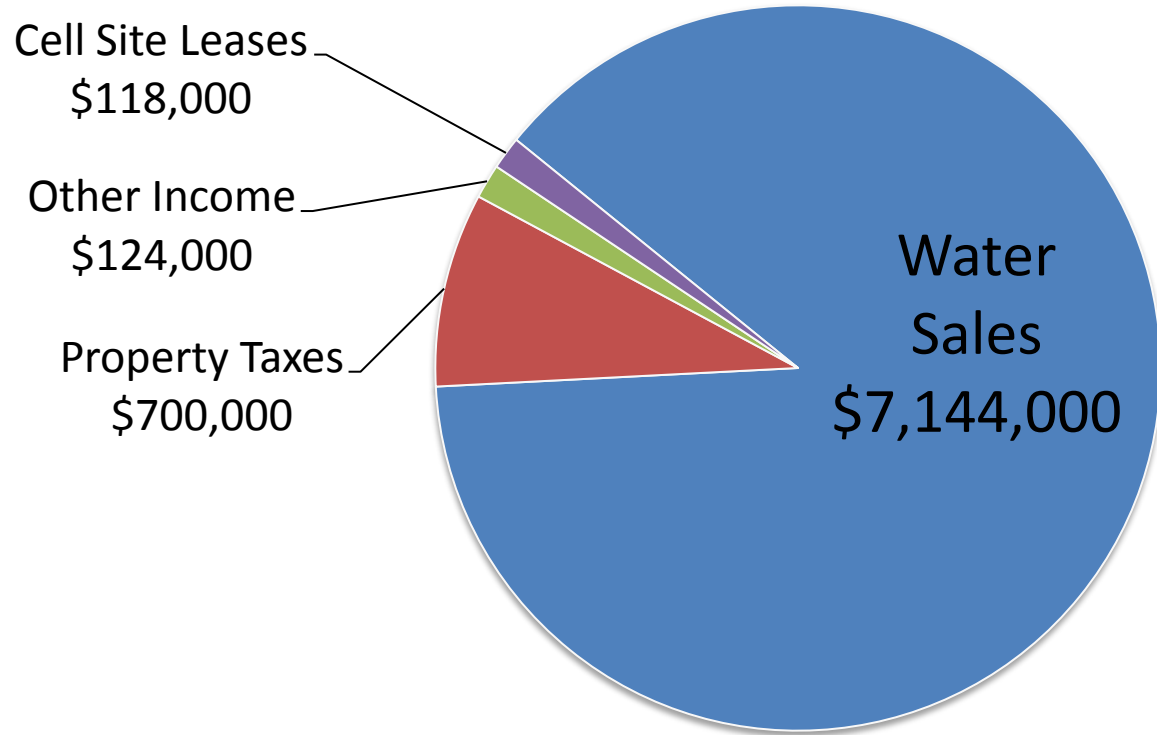
Budget Presentation

April 10, 2012

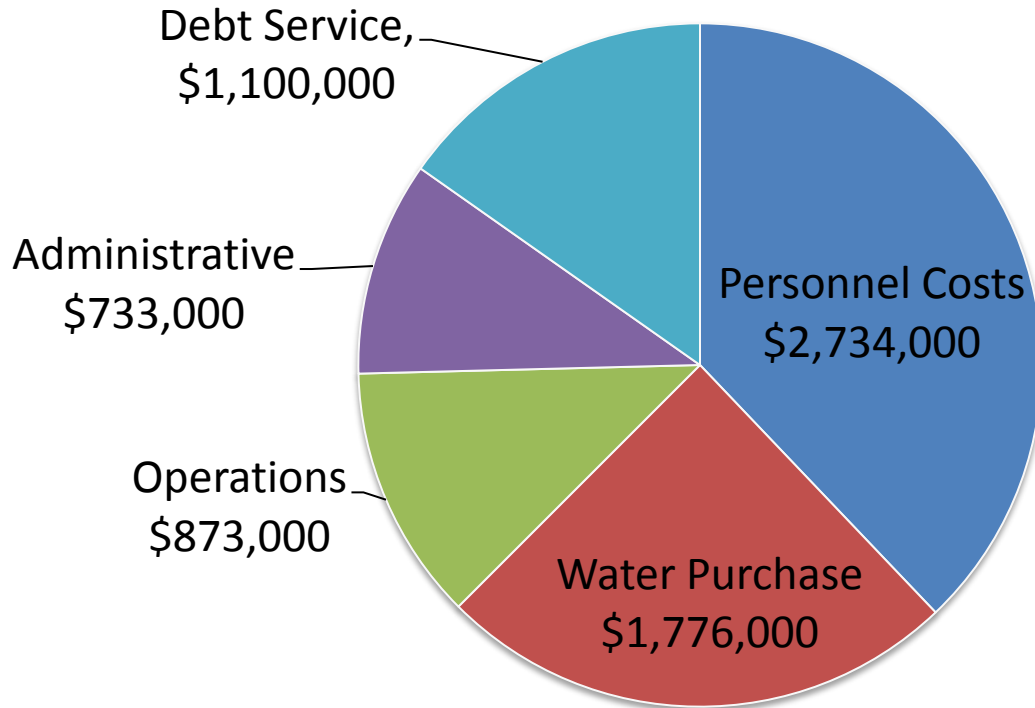
FY 2012-2013 Budget Highlights

- \$8.1 Million Total Revenue
- \$7.1 Million Operating Revenue
- \$6.1 Million Operating Expense (1% increase)
- \$1.1 Million Debt Service
- \$869,000 Contribution to Capital & Reserves

FY 2012-2013 Revenue Sources



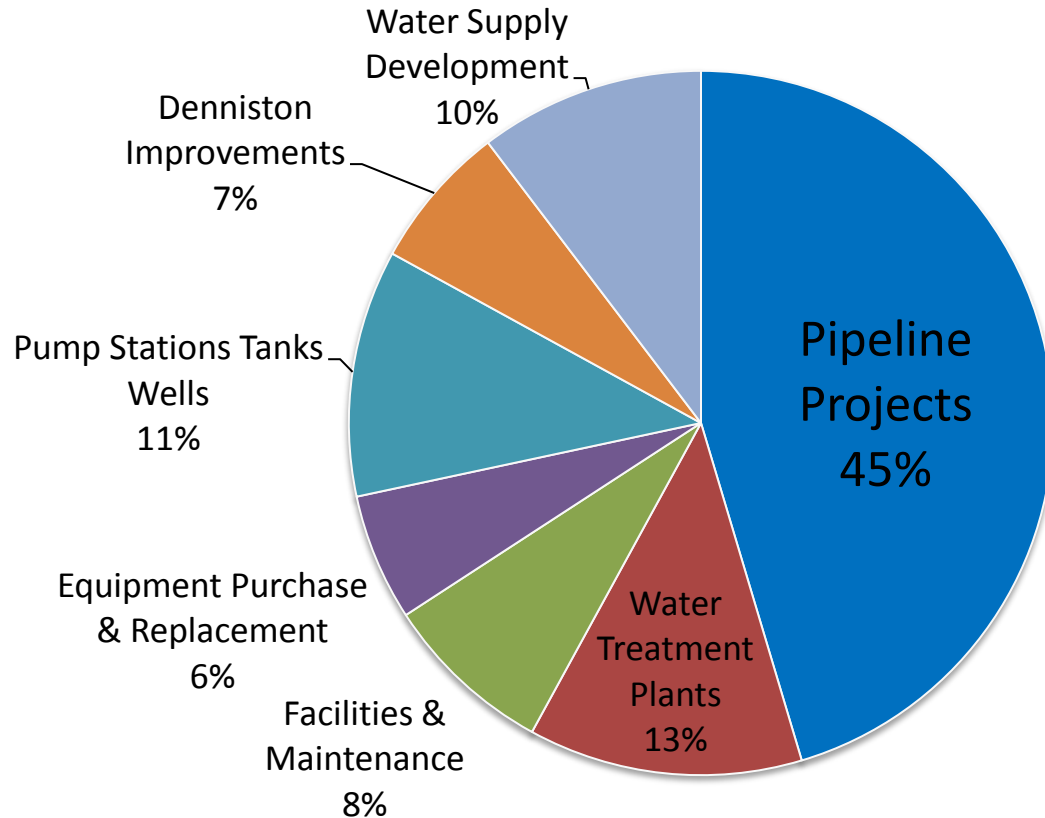
FY 2012-2013 Expenses



FY12/13-21/22 CIP Highlights

- \$22.5 Million Total Project Cost (FY13 dollars)
- \$3.2 Million in New Projects
- \$4.9 Million Expenditure in FY12/13

CIP Emphasizes Pipeline Replacement



Percentages of
10-Year CIP Totals
(FY13 Dollars)

How We Determine the Proposed Rate Increase

Fiscal Year 2012-2013
Revenue & Expense
Budget

Fiscal Year 12/13-21/22
Capital Improvement
Program



District Financing Plan Model 10-Year Projections

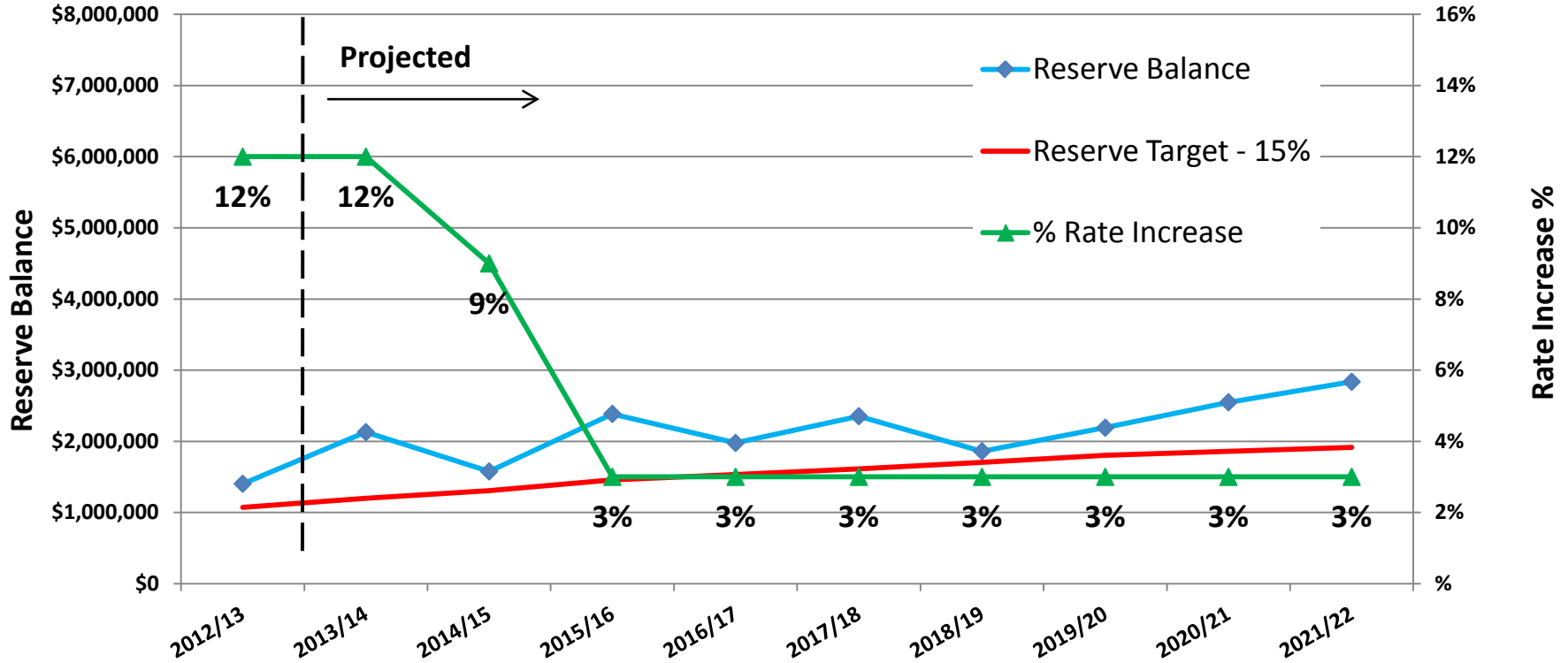
- Water Demand
- Water Production Sources
- Water Purchases
- SFPUC Rates & CCWD Discount
- Operating Revenue
- Non-Operating Revenue
- Operating Expenses
- Inflation – Expense & Capital
- Rate Increases
- Borrowing
- Reserve Balances



Fiscal Year 12/13-21/22

- Rate Increases
- Borrowing

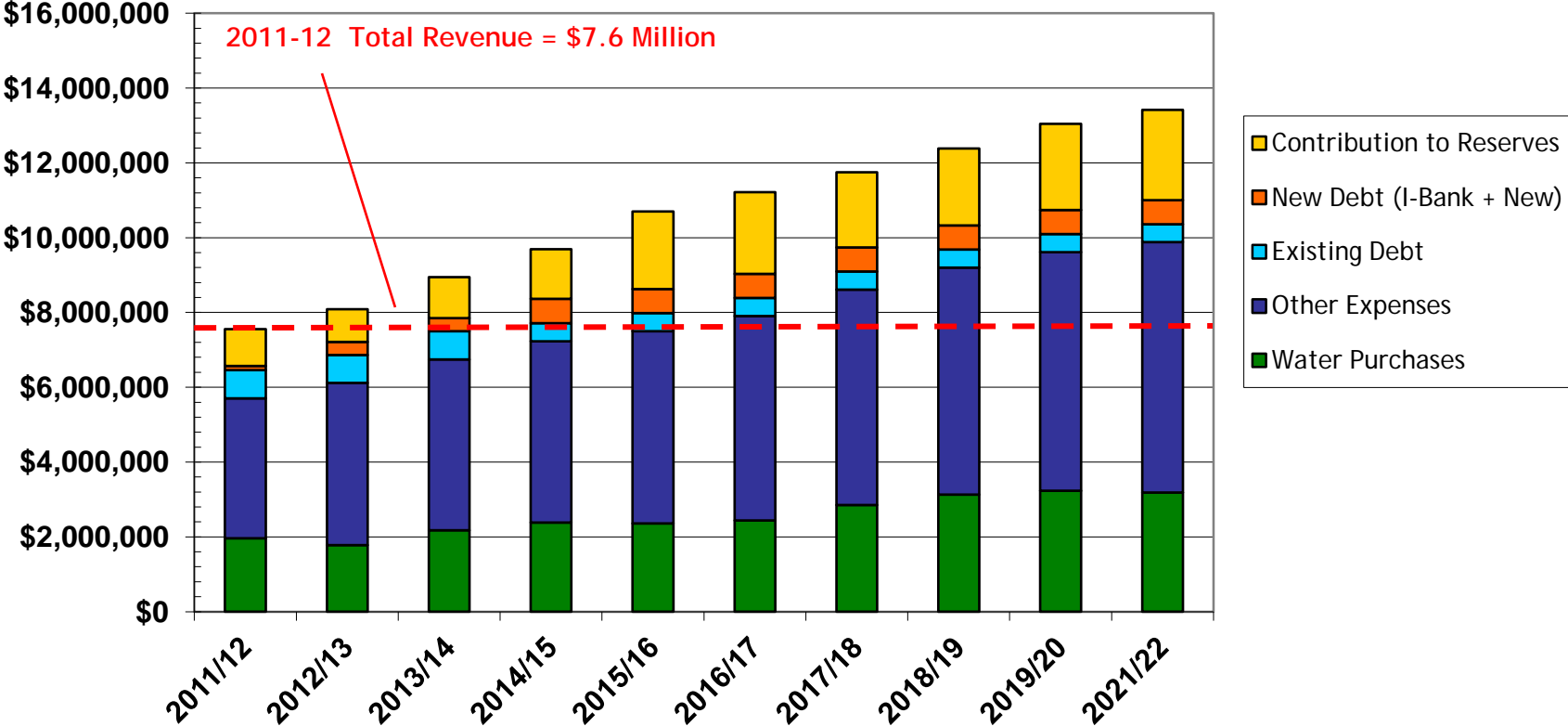
Rate Increases Needed to Fund Budget & CIP



Why Do We Need Rate Increases?

- Keep up with inflation
 - Operating Expenses
 - Construction Costs
- Comply with Increasing Regulation
- Maintain and Replace Infrastructure
- Secure an Adequate, Reliable Water Supply

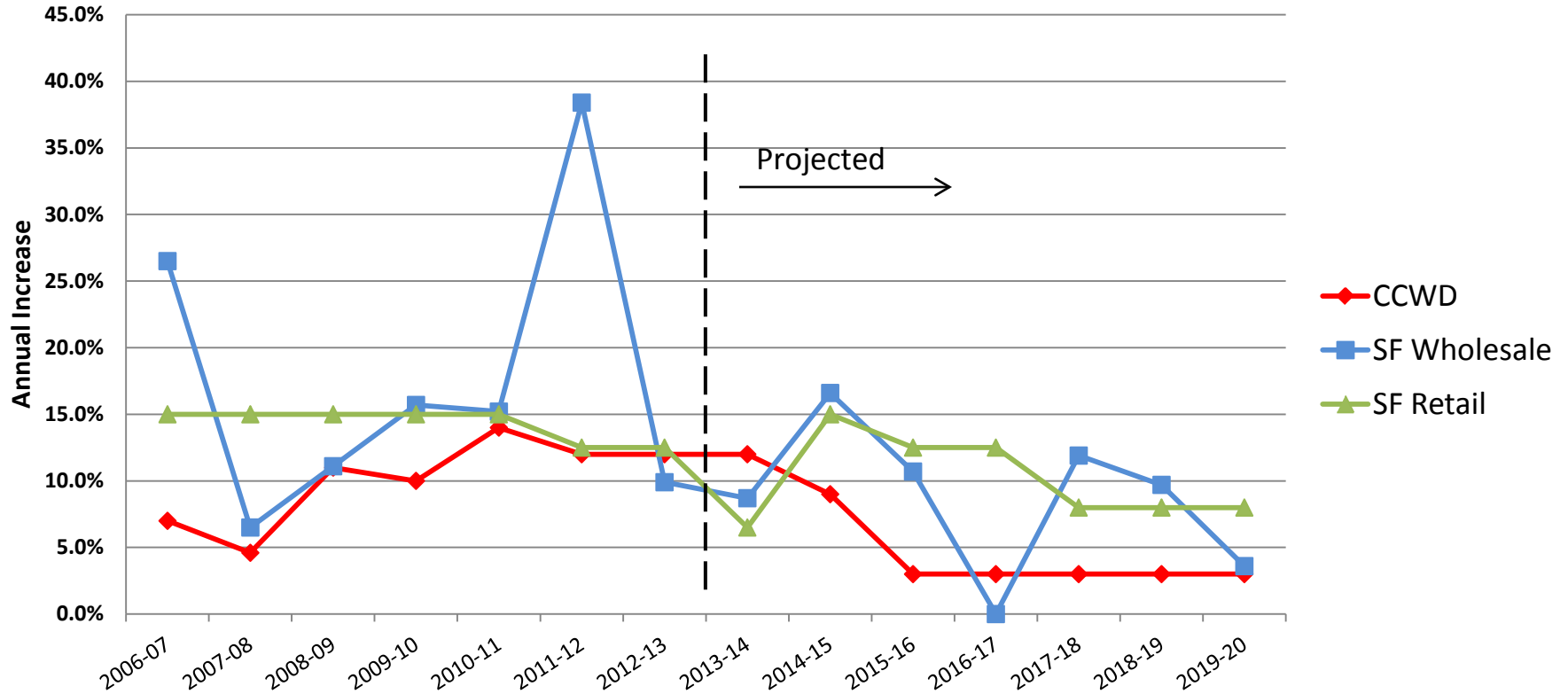
Projected Expenses



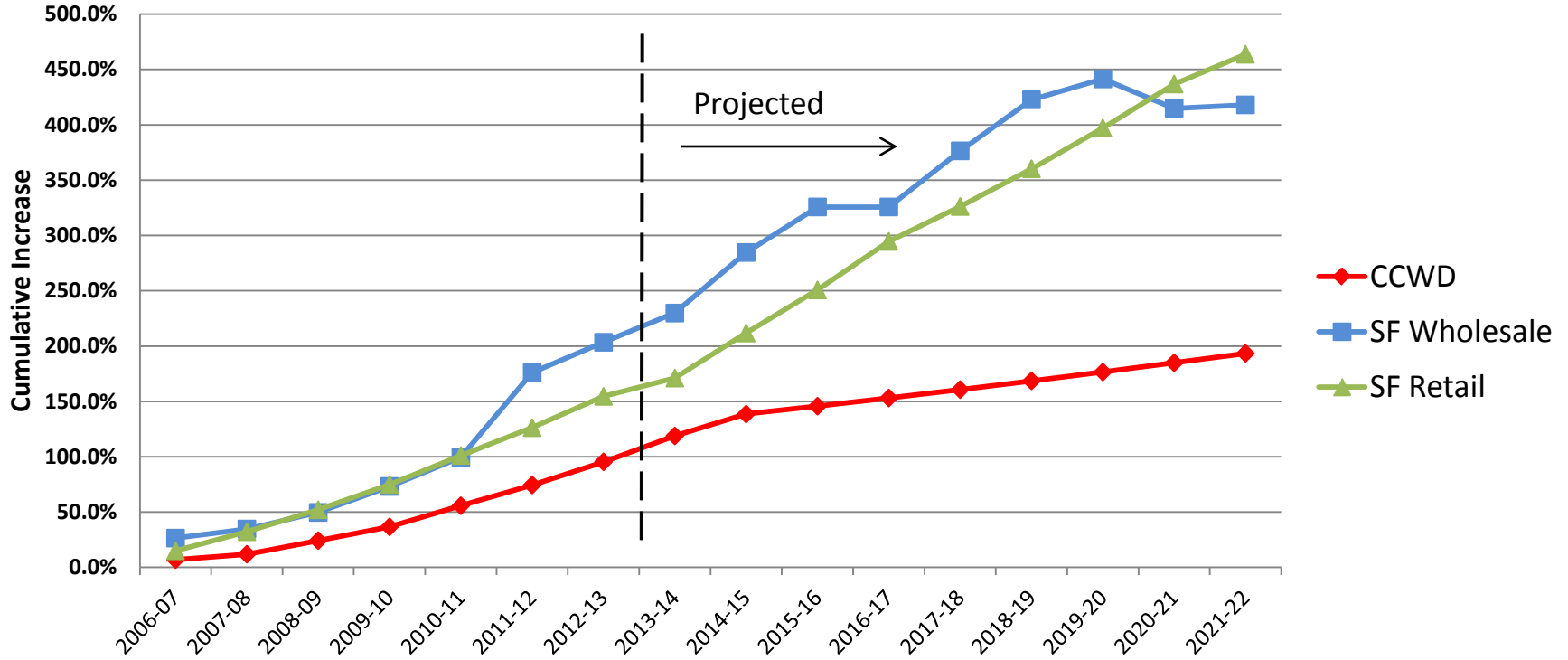
What a 12% Increase Means for Typical Water Bills

Bimonthly HCF	Current Monthly Bill	New Monthly Bill	Monthly Increase
14 (Median Bill)	\$52.03	\$58.26	\$6.23
5 (Low Bill)	\$27.91	\$31.25	\$3.34

CCWD vs. SFPUC Annual Rate Increase



CCWD vs. SFPUC Cumulative Increase



How Could We Lower the FY13 Rate Increase?

- Lower operating costs – We're doing this now.
- Reduce FY13 increase, raise future increases
- Delay CIP Projects
- Eliminate CIP Projects
- Increase borrowing
- Sell more water

How We Hold Down Operating Costs

- Hold headcount stable by doing more with the same staff
- Control future benefit costs
 - Created Tier 2 PERS for future employees
 - Increased employee contributions to retirement
 - Eliminated defined post-retirement medical benefits
- Focus on improving efficiency & reducing costs
 - Maximize use of local supplies
 - SFPUC treated water discount
 - Optimized electric rate schedules

Revenue Impact of a Lower Increase

Rate Increase	10-Year Plan Revenue Reduction (2012 present value at 4%)
12% (base case)	\$0
11%	\$731,000
6%	\$4,391,000
0%	\$8,783,000

Disadvantages of Delaying CIP Projects

- Projects still must be completed.
- Delays cost and water savings benefits
- Project costs increase due to
 - Construction cost inflation
 - Increased regulation
- Increases maintenance costs
- Decreases service reliability

Investing in Our Water Future Makes Sense

\$10 Million Invested in Denniston/San Vicente Supply Project

- Secures a local source that increases overall reliability
- Assures enough water to meet the District's needs
- Reduces dependence on imported water
- Produces water cost savings of \$56 Million over 30 years
- Delivers 15% annual ROI over 30 years

Staff Recommendation

1. Set a public hearing on the proposed rate increase for June 12, 2012, 7 pm.
2. Approve Proposition 218 Notice of proposed rate increase of up to 12% effective July 1, 2012.

Attachment C

Fiscal Year 2012/13 to 2021/22
Capital Improvement Program

COASTSIDE COUNTY WATER DISTRICT
 PLANNED CAPITAL PROJECTS
 FISCAL YEARS 12/13 THRU 21/22

8-May-12

Origin FY	Number		Budget FY 11/12	Projected FY 11/12	Budget FY 12/13	FY 13/14	FY 14/15	FY 15/16	FY 16/17	FY 17/18	FY 18/19	FY 19/20	FY 20/21	FY 21/22	FY13-22 Totals
Budget Projects up Priority Level -->															
PIPELINE PROJECTS - * Pending Further Pressure Testing															
06	01	Avenue Cabrillo Phase I (Permitting/Design)	100,000	100,000		-					-	-			\$0
06	01	Avenue Cabrillo Phase I (Construction)	-		550,000		-	-	-	-	-	-			\$550,000
		Avenue Cabrillo Phase II (Construction)	-		-		246,000	-	-	-	-	-			\$246,000
		Avenue Cabrillo Phase III (Construction)	-		-		-	479,000	-	-	-	-			\$479,000
06	02	Highway #1 South Phase I / II			-		-	-		80,000	100,000	1,200,000			\$1,380,000
07	03	Pilarcitos Canyon Pipeline Replacement			100,000	1,000,000					-	-			\$1,100,000
07	04	Bell-Moon Pipeline Replacement Project	-							60,000	250,000	-			\$310,000
		* Main Street Pipeline Replacement Project - Phase 3	-		90,000	250,000		-			-	-			\$340,000
		* Bridgeport Drive Pipeline Replacement Project	-		-	-	-	-	110,000	840,000	-	-			\$950,000
		Railroad Ave. Pipeline Relocation			148,000										\$148,000
		Wave Valve Automation				30,000									\$30,000
		Crystal Springs Pipeline Air/Vacuum Relief Valves				20,000									\$20,000
13		Miramar Drive Pipeline Connection				50,000									\$50,000
13		Replace 8" Pipeline Under Creek at Pilarcitos Ave.				100,000									\$100,000
13		Avenue Portola Pipeline Replacement			100,000										\$100,000
12		Pipeline replacement projects							500,000		900,000		1,500,000	1,500,000	\$4,400,000
WATER TREATMENT PLANTS															
99	05	Denniston - Maintenance Dredging	30,000	20,000	31,000	32,000	33,000	34,000	35,000	36,000	37,000	37,000			\$275,000
13		Denniston Reservoir Restoration							1,000,000						\$1,000,000
10	02	Denniston - Intake construction			100,000							0			\$100,000
		Denniston - Treated Water Booster Station			200,000										\$200,000
13		Denniston WTP Emergency Power									500,000				\$500,000
10	04	Nunes - Floc Drive Repair	50,000	50,000								-			\$0
08	05	Nunes - Plant Painting	12,500									-			\$0
08	06	Nunes - Filter to Waste System							80,000			-			\$80,000
08	07	Nunes - Filter Valve Replacement	-		-	-	30,000	30,000	30,000	30,000	30,000	-			\$150,000
08	27	Nunes - Modify Filters for Rate of Flow Control			-				260,000		-	-			\$260,000
12		Nunes - Return Washwater Pump Replacement				25,000									\$25,000
12		Nunes - Hydropneumatic System Improvements	40,000	40,000											\$0
		Nunes - DR5000 Analyzer	8,000	4,000											\$0
		Nunes - Access Road Repaving				100,000									\$100,000
13		Nunes Flash Mixer			15,000										\$15,000
13		Nunes SCADA Integration			75,000										\$75,000
13		Nunes Sludge Ponds Level Indication			15,000										\$15,000
13		Nunes Replace Washwater Return Pump #2			25,000										\$25,000
13		Nunes Replace Sludge Ponds Sump Station Pump #2				10,000									\$10,000
FACILITIES & MAINTENANCE															
09	07	AMR Program + Fixed Network	-		-	300,000	400,000	400,000	100,000		-	-			\$1,200,000
08	08	PRV Valves Replacement Project**	20,000	30,000	20,000	20,000	20,000	20,000	20,000	20,000	20,000	20,000			\$160,000
99	01	Meter Change Program**	30,000	30,000	30,000	20,000	20,000	20,000	20,000	20,000	20,000	20,000			\$170,000
09	09	Fire Hydrant Replacement**	20,000	20,000	20,000	20,000	20,000	20,000	20,000	20,000	20,000	20,000			\$160,000
09	23	District Digital Mapping	75,000	40,000	50,000	25,000	-	-	-	-	-	-			\$75,000

EQUIPMENT PURCHASE & REPLACEMENT

99	02	Vehicle Replacement	-	-	-	-	-	30,000	30,000	30,000	30,000	-	-	\$120,000
99	03	Computer System	12,000	12,000	6,000	5,000	5,000	5,000	5,000	5,000	5,000	-	-	\$36,000
99	04	Office Equipment/Furniture	3,000	3,000	3,000	3,000	3,000	3,000	3,000	3,000	3,000	3,000	-	\$24,000
06	03	SCADA/Telemetry/electrical controls	750,000	-	750,000	150,000	-	-	-	-	-	-	-	\$900,000
08	09	Dump Truck	-	-	100,000	-	-	-	-	-	-	-	-	\$100,000
08	10	Backhoe	-	-	-	-	80,000	-	-	-	-	-	-	\$80,000
08	12	New Service Truck Box	-	-	-	50,000	-	-	-	-	-	-	-	\$50,000
		Billing System Upgrade	70,000	40,000	-	-	-	-	-	-	-	-	-	\$0

PUMP STATIONS / TANKS / WELLS

06	04	Hazen's Tank Replacement	-	-	-	280,000	-	-	-	-	-	-	-	\$280,000
		Crystal Springs Spare 350 HP pump	-	-	-	-	50,000	-	-	-	-	-	-	\$50,000
		Crystal Springs Rebuild spare 500 HP	-	-	25,000	-	-	-	-	-	-	-	-	\$25,000
12		Crystal Springs Surge Tank Control Improvements	-	-	30,000	-	-	-	-	-	-	-	-	\$30,000
		Crystal Springs Check Valve Replacement	25,000	14,000	25,000	-	-	-	-	-	-	-	-	\$25,000
		Crystal Springs stainless steel inlet valves	-	-	-	-	-	-	-	-	100,000	-	-	\$100,000
13		CSPS Spare Replacement Bowl for 350 HP	-	-	-	50,000	-	-	-	-	-	-	-	\$50,000
13		CSPS New Air Control for Surge Tank	-	-	50,000	-	-	-	-	-	-	-	-	\$50,000
06	05	Well Rehabilitation - Denniston #2	-	-	35,000	-	-	-	-	-	-	-	-	\$35,000
08	14	Alves Tank Recoating, Interior+Exterior	100,000	-	100,000	-	250,000	-	-	-	-	-	-	\$350,000
13		Alves Tank Altitude Valve	-	-	50,000	-	-	-	-	-	-	-	-	\$50,000
08	16	Cahill Tank Exterior Recoat	-	-	-	-	150,000	-	-	-	-	-	-	\$150,000
13		EG Tank #1 Emergency Generator	-	-	-	-	200,000	-	-	-	-	-	-	\$200,000
13		EG Tank #2 Electrical Panel Upgrade & Pump	-	-	50,000	-	-	-	-	-	-	-	-	\$50,000
08	17	EG Tank #2 Recoat + Ladder	200,000	-	200,000	-	-	-	-	-	-	-	-	\$200,000
12		EG Tank #2 MCC Repairs & Spare Pump	40,000	30,000	-	-	-	-	-	-	-	-	-	\$0
		EG Tank #2 Fence Replacement	25,000	-	25,000	-	-	-	-	-	-	-	-	\$25,000
08	18	EG Tank #3 Recoating Interior + Exterior	-	-	-	-	260,000	-	-	-	-	-	-	\$260,000
		EG Tank #3 Fence Replacement	25,000	18,000	-	-	-	-	-	-	-	-	-	\$0
		Miramar Tank Altitude Valve Replacement	-	-	-	30,000	-	-	-	-	-	-	-	\$30,000
		Miramar Tank Fence Replacement	25,000	25,000	-	-	-	-	-	-	-	-	-	\$0
		Half Moon Bay Tank #1 Int & Ext Recoat	300,000	300,000	-	-	-	-	-	-	-	-	-	\$0
		Half Moon Bay Tank #2 Int & Ext Recoat	-	-	-	-	-	-	-	200,000	-	-	-	\$200,000
		Half Moon Bay Tank #3 Int & Ext Recoat	-	-	-	-	-	-	-	-	-	200,000	-	\$200,000
		Pump Station Chlorine analyzer replacements (4)	10,000	10,000	10,000	10,000	-	-	-	-	-	-	-	\$20,000
09	18	New Pilarcitos Well	-	-	-	150,000	-	-	-	-	-	-	-	\$150,000
09	19	Pilarcitos Canyon Blending Station	100,000	55,000	20,000	-	-	-	-	-	-	-	-	\$20,000

DENNISTON WTP (LONG-TERM) IMPROVEMENTS

08	23	Denniston Pre/Post Treatment Construction	4,000,000	4,000,000	1,500,000	-	-	-	-	-	-	-	-	\$1,500,000
----	----	---	-----------	-----------	-----------	---	---	---	---	---	---	---	---	-------------

WATER SUPPLY DEVELOPMENT

13		CCWD-MWSD Emergency Intertie - Planning	-	-	25,000	-	-	-	-	-	-	-	-	\$25,000
		San Vicente Design	300,000	-	300,000	-	-	-	-	-	-	-	-	\$300,000
		San Vicente Construction	-	-	-	2,000,000	-	-	-	-	-	-	-	\$2,000,000

Prior Year and Unscheduled Project Total 348,000

TOTALS			\$6,370,500	\$5,189,000	\$4,873,000	\$4,680,000	\$1,737,000	\$1,121,000	\$2,213,000	\$1,344,000	\$2,015,000	\$1,500,000	\$1,500,000	\$1,500,000	\$22,483,000
---------------	--	--	-------------	-------------	-------------	-------------	-------------	-------------	-------------	-------------	-------------	-------------	-------------	-------------	--------------

FY12 Budget Totals			\$6,670,500		\$2,992,500	\$4,122,500	\$2,027,000	\$1,201,000	\$1,113,000	\$1,633,000	\$1,165,000	\$1,500,000	\$1,000,000		\$23,424,500
--------------------	--	--	-------------	--	-------------	-------------	-------------	-------------	-------------	-------------	-------------	-------------	-------------	--	--------------

Attachment D

Fiscal Year 2012-2013 Revenue and Expense Budget

Operations & Maintenance Budget - FY 2012/2013

DRAFT

Account Number	Description	Proposed	Approved	FY 12/13 Budget	FY 12/13	Proj Year End	FY 12/13 Budget	FY 12/13	YTD Actual FY 11/12 as of January 31, 2012
		Budget FY 12/13	FY 11/12	Vs. FY 11/12	Budget Vs. FY 11/12		Actual	Budget Vs. FY 11/12	
			Budget	\$ Change	% Change	Actual FY 11/12	\$ Change	% Change	
OPERATING REVENUE									
4120	Water Sales (1) *	\$7,144,110	\$6,549,402	\$594,708	9.1%	\$6,378,669	\$765,440	12.0%	\$3,738,536
Total Operating Revenue		\$7,144,110	\$6,549,402	\$594,708	9.1%	\$6,378,669	\$765,440	12.0%	\$3,738,536
NON-OPERATING REVENUE									
4170	Hydrant Sales	\$25,000	\$25,000	\$0	0.0%	\$29,883	-\$4,883	-16.3%	\$17,883
4180	Late Penalty	\$50,000	\$50,000	\$0	0.0%	\$60,713	-\$10,713	-17.6%	\$35,713
4230	Service Connections	\$8,000	\$8,000	\$0	0.0%	\$7,030	\$970	13.8%	\$4,530
4920	Interest Earned	\$3,540	\$7,423	-\$3,883	-52.3%	\$4,841	-\$1,301	-26.9%	\$4,041
4930	Property Taxes	\$600,000	\$600,000	\$0	0.0%	\$655,508	-\$55,508	-8.5%	\$355,508
4950	Miscellaneous	\$37,000	\$37,000	\$0	0.0%	\$45,026	-\$8,026	-17.8%	\$26,526
4955	Cell Site Lease Income	\$117,524	\$113,892	\$3,632	3.2%	\$110,846	\$6,678	6.0%	\$62,846
4965	ERAF Refund	\$100,000	\$100,000	\$0	0.0%	\$261,256	-\$161,256	-61.7%	\$261,256
Total Non-Operating Revenue		\$941,064	\$941,315	-\$251	0.0%	\$1,175,102	-\$234,038	-19.9%	\$768,302
TOTAL REVENUES		\$8,085,174	\$7,490,717	\$594,457	7.9%	\$7,553,772	\$531,402	7.0%	\$4,506,839
OPERATING EXPENSES									
5130	Water Purchased	\$1,776,051	\$2,059,548	-\$283,497	-13.8%	\$1,964,107	-\$188,055	-9.6%	\$1,146,107
5230	Electrical Exp. Nunes WTP	\$23,000	\$25,000	-\$2,000	-8.0%	\$23,000	\$0	0.0%	\$13,320
5231	Electrical Expenses, CSP	\$215,207	\$127,434	\$87,773	68.9%	\$107,832	\$107,375	99.6%	\$47,832
5232	Electrical Expenses/Trans. & Dist.	\$11,300	\$14,000	-\$2,700	-19.3%	\$10,243	\$1,057	10.3%	\$5,975
5233	Elec Exp/Pilarcitos Cyn	\$17,444	\$16,162	\$1,282	7.9%	\$11,744	\$5,700	48.5%	\$4,744
5234	Electrical Exp., Denn	\$93,000	\$5,940	\$87,060	1465.7%	\$4,043	\$88,957	2200.2%	\$2,749
5235	Denn. WTP Oper.	\$25,000	\$3,000	\$22,000	733.3%	\$2,823	\$22,177	785.6%	\$1,623
5236	Denn WTP Maint	\$37,000	\$5,000	\$32,000	640.0%	\$1,013	\$35,987	3553.2%	\$413
5240	Nunes WTP Oper	\$98,212	\$70,908	\$27,304	38.5%	\$113,680	-\$15,468	-13.6%	\$65,930
5241	Nunes WTP Maint	\$40,000	\$38,000	\$2,000	5.3%	\$41,885	-\$1,885	-4.5%	\$24,294
5242	CSP - Operation	\$8,500	\$8,500	\$0	0.0%	\$8,565	-\$65	-0.8%	\$4,968
5243	CSP - Maintenance	\$40,000	\$50,000	-\$10,000	-20.0%	\$42,867	-\$2,867	-6.7%	\$12,867
5250	Laboratory Expenses	\$50,000	\$35,000	\$15,000	42.9%	\$28,678	\$21,322	74.4%	\$16,633
5318	Studies/Surveys/Consulting	\$68,000	\$45,000	\$23,000	51.1%	\$23,998	\$44,003	183.4%	\$13,998
5321	Water Conservation	\$74,200	\$62,350	\$11,850	19.0%	\$50,478	\$23,722	47.0%	\$30,478
5322	Community Outreach	\$35,200	\$26,200	\$9,000	34.4%	\$28,824	\$6,376	22.1%	\$3,824
5411	Salaries - Field	\$985,319	\$958,326	\$26,993	2.8%	\$929,051	\$56,268	6.1%	\$499,051
5412	Maintenance Expenses	\$163,800	\$192,500	-\$28,700	-14.9%	\$141,524	\$22,276	15.7%	\$82,084
5414	Motor Vehicle Exp.	\$44,650	\$44,500	\$150	0.3%	\$60,391	-\$15,741	-26.1%	\$39,391
5415	Maintenance, Wells	\$6,000	\$6,000	\$0	0.0%	\$0	\$6,000	0.0%	\$0
5610	Salaries, Admin.	\$662,724	\$644,904	\$17,820	2.8%	\$578,346	\$84,378	14.6%	\$328,346
5620	Office Expenses	\$130,625	\$119,375	\$11,250	9.4%	\$141,742	-\$11,117	-7.8%	\$71,742
5621	Computer Services	\$75,000	\$67,650	\$7,350	10.9%	\$69,350	\$5,650	8.1%	\$24,350
5625	Meetings/Training/Seminars	\$20,000	\$18,000	\$2,000	11.1%	\$15,223	\$4,777	31.4%	\$10,223
5630	Insurance	\$125,000	\$125,000	\$0	0.0%	\$137,533	-\$12,533	-9.1%	\$107,533
5635	Ee/Ret Medical Insurance	\$451,882	\$438,607	\$13,275	3.0%	\$423,847	\$28,035	6.6%	\$212,847
5640	Employee Retirement	\$486,569	\$462,627	\$23,942	5.2%	\$436,423	\$50,145	11.5%	\$242,423
5645	SIP 401a Plan	\$30,000	\$30,000	\$0	0.0%	\$30,000	\$0	0.0%	\$0
5681	Legal	\$60,000	\$60,000	\$0	0.0%	\$42,852	\$17,148	40.0%	\$18,852
5682	Engineering	\$14,000	\$14,000	\$0	0.0%	\$10,412	\$3,588	34.5%	\$4,412
5683	Financial Services	\$26,000	\$31,000	-\$5,000	-16.1%	\$26,690	-\$690	-2.6%	\$16,690
5684	Payroll Taxes	\$117,867	\$114,658	\$3,209	2.8%	\$103,708	\$14,158	13.7%	\$55,708
5687	Memberships & Subscriptions	\$64,400	\$57,950	\$6,450	11.1%	\$61,630	\$2,770	4.5%	\$36,630
5688	Election Expense	\$0	\$25,000	-\$25,000	0.0%	\$0	\$0	0.0%	\$0
5689	Union Expenses	\$6,000	\$6,000	\$0	0.0%	\$0	\$6,000	0.0%	\$0
5700	County Fees	\$15,900	\$16,200	-\$300	-1.9%	\$13,742	\$2,158	15.7%	\$13,142
5705	State Fees	\$18,600	\$19,400	-\$800	-4.1%	\$17,338	\$1,262	7.3%	\$17,338
Total Operating Expenses		\$6,116,450	\$6,043,739	\$72,711	1.2%	\$5,703,581	\$412,869	7.2%	\$3,176,516
CAPITAL ACCOUNTS									
5711	Existing Bonds - 1998A	\$265,273	\$267,993	-\$2,721	-1.0%	\$267,992	-\$2,720	-1.0%	\$254,610
5712	Existing Bonds - 2006B	\$481,296	\$483,281	-\$1,985	-0.4%	\$486,571	-\$5,275	-1.1%	\$339,141
5715	Existing Bond-CIEDB 11-099	\$353,641	\$0	\$353,641	0.0%	\$115,553	\$238,088	206.0%	\$115,553
Total Capital Accounts		\$1,100,209	\$751,274	\$348,935	46.4%	\$870,116	\$230,093	26.4%	\$709,304
TOTAL REVENUE LESS TOTAL EXPENSE		\$868,515	\$695,704	\$172,811	24.8%	\$980,075	-\$111,560	-11.4%	\$621,019
5713	Cont. to CIP & Reserves	\$868,515							

Notes:

(1) Water sales revenue calculated by applying rate increase to projected year-end sales.

* Assumes 12% rate increase

COASTSIDE COUNTY WATER DISTRICT

Budget Worksheet

Fiscal Year
2012/2013

<u>Line Item</u>	<u>Amount</u>
Acct. No. 4120 Description: Water Sales	
Actual Amount As Of: 31-Jan 2012	3,738,536
PROJECTED ACTIVITY to END of FY:	2,640,133
Projected YEAR END TOTAL:	6,378,669

PROPOSED Line Item Amount:	\$7,144,110 *
-----------------------------------	----------------------

Approved Line Item Amount:

PREVIOUS YEAR BUDGET:	6,549,402
-----------------------	------------------

% Change Actual Year End compared to Proposed Line item amount.	12.0%
% Change to Previous Year Budget	9.1%
Dollar difference between proposed budget & current budget	594,708

NARRATIVE: See Worksheet 4120 A for calculations

Water sales revenues are not expected to increase during the next fiscal year due to new customers coming on line. The projection is that there will be approximately 35 new connections Increased Consumer awareness in the third year of drought will keep consumption to levels seen in FY 11/12.

* - Assumes a 12% Increase

Spread:

Jul	Aug	Sep	Oct	Nov	Dec	Totals
Jan	Feb	Mar	Apr	May	Jun	

Fiscal Year 2012/2013 Water Sales Projections

MONTH	a	b	c	d	e	f	g	h	i	j		Proposed FY 12/13 \$ Budget
	Res. hcf 11/12	Res. hcf 12/13	Other hcf 11/12	Other hcf 12/13	TOTAL Units 11/12	TOTAL Units 12/13	Per Cent Diff 11 v. 12 dif	Residential \$ Projected 12/13	Other \$ Projected \$7.65/hcf	Base Charge 11/12	Base Charge 12/13	
	Actual	Budget	Actual	Budget	Actual	Budget				Actual	Budget	
Jul-11	33,876	33,876	36,114	36,114	69,990	69,990	0.0%	\$ 219,178	\$ 276,272	\$94,565	\$105,913	\$ 601,363
Aug-11	59,638	59,638	25,892	25,892	85,530	85,530	0.0%	\$ 385,858	\$ 198,074	\$127,282	\$142,555	\$ 726,487
Sep-11	32,560	32,560	42,743	42,743	75,303	75,303	0.0%	\$ 210,663	\$ 326,984	\$99,332	\$111,252	\$ 648,899
Oct-11	59,705	59,705	29,364	29,364	89,069	89,069	0.0%	\$ 386,291	\$ 224,635	\$128,034	\$143,398	\$ 754,324
Nov-11	27,091	27,091	33,762	33,762	60,853	60,853	0.0%	\$ 175,279	\$ 258,279	\$99,596	\$111,547	\$ 545,105
Dec-11	42,078	42,078	17,139	17,139	59,217	59,217	0.0%	\$ 272,245	\$ 131,113	\$128,337	\$143,738	\$ 547,096
Jan-12	26,144	26,144	25,789	25,789	51,933	51,933	0.0%	\$ 169,152	\$ 197,286	\$99,401	\$111,329	\$ 477,767
Feb-12	44,251	44,251	17,647	17,647	61,898	61,898	0.0%	\$ 286,304	\$ 135,000	\$99,000	\$110,880	\$ 532,183
Mar-12	24,064	24,064	28,075	28,075	52,139	52,139	0.0%	\$ 155,694	\$ 214,774	\$128,000	\$143,360	\$ 513,828
Apr-12	41,444	41,444	19,519	19,519	60,963	60,963	0.0%	\$ 268,143	\$ 149,320	\$99,000	\$110,880	\$ 528,343
May-12	28,075	28,075	40,508	40,508	68,583	68,583	0.0%	\$ 181,645	\$ 309,886	\$128,000	\$143,360	\$ 634,891
Jun-12	55,794	55,794	33,422	33,422	89,216	89,216	0.0%	\$ 360,987	\$ 255,678	\$99,000	\$110,880	\$ 727,545
TOTAL	474,720	474,720	349,974	349,974	824,694	824,694	0.0%	\$ 3,071,438	\$ 2,677,301	\$1,329,547	\$1,489,092	\$ 7,237,831

Average Residential Charge per Unit
\$6.47

Commercial Charge per Unit
\$7.65

\$ 7,237,831

FACTORS TO BE CONSIDERED

- 1 Superintendent projects a 50 MG purchase from Skylawn for next fiscal year
- 2 Anticipation of approximately 35 new connections next year.
- 3 April - June - Predicted Base on following:
Actual Sales / Predicted Sales (Jul - Feb)

Residential = 0.91

Other = 1.242

Budgeted Values for Residential & Other
Above multiplied by factor to get predicted
water sales.

Residential Units	FY 11/12	12.0% FY 12/13	Base Charge		
			FY 11/12	12.0% FY 12/13	
			5/8"	\$30.72	\$34.41
			5/8" / 2 dwelling units	\$67.57	\$75.68
1 - 8	\$5.02	\$5.62	3/4"	\$46.18	\$51.72
9 - 25	\$5.53	\$6.19	3/4" / 2 dwelling units	\$92.41	\$103.50
26 - 40	\$7.19	\$8.05	1"	\$76.97	\$86.21
41 +	\$8.88	\$9.95	1.5"	\$148.64	\$166.48
			2.0"	\$246.34	\$275.90
			3"	\$538.90	\$603.57
			4"	\$1,847.89	\$2,069.64
			Fire Detector	\$6.72	\$7.53

COASTSIDE COUNTY WATER DISTRICT

Budget Worksheet

Fiscal Year
2012/2013

<u>Line Item</u>	<u>Amount</u>
Acct. No. 4170 Description: Hydrant Sales	
Actual Amount As Of: 31-Jan 2012	17,883
PROJECTED ACTIVITY to END of FY:	12,000
Projected YEAR END TOTAL:	29,883
PROPOSED Line Item Amount:	25,000

Approved Line Item Amount:

PREVIOUS YEAR BUDGET:	25,000
% Change Actual Year End compared to Proposed Line item amount.	(16.3%)
% Change to Previous Year Budget	0.0%
Dollar difference between proposed budget & current budget	0

NARRATIVE:

Water is taken from designated fire hydrants through portable meters for a variety of reasons. The most common use of this water is for new construction (dust control, earth compaction, etc.). Other uses of water through portable meters result in use for temporary irrigation, failed wells, temporary livestock watering, dust control for non construction purposes, festivals, etc.

Spread:

Jul	Aug	Sep	Oct	Nov	Dec
Jan	Feb	Mar	Apr	May	Jun

COASTSIDE COUNTY WATER DISTRICT

Budget Worksheet

**Fiscal Year
2012/2013**

<u>Line Item</u>	<u>Amount</u>
Acct. No. 4180 Description: Late Penalty	
Actual Amount As Of: 31-Jan 2012	35,713
PROJECTED ACTIVITY to END of FY:	25,000
Projected YEAR END TOTAL:	60,713
PROPOSED Line Item Amount:	50,000

Approved Line Item Amount:

PREVIOUS YEAR BUDGET:	50,000
% Change Actual Year End compared to Proposed Line item amount.	(17.6%)
% Change to Previous Year Budget	100.0%
Dollar difference between proposed budget & current budget	0
NARRATIVE:	

Spread:

Jul	Aug	Sep	Oct	Nov	Dec
Jan	Feb	Mar	Apr	May	Jun

COASTSIDE COUNTY WATER DISTRICT

Budget Worksheet

Fiscal Year
2012/2013

<u>Line Item</u>	<u>Amount</u>
Acct. No. 4230 Description: Service Connections	
Actual Amount As Of: 31-Jan 2011	4,530
PROJECTED ACTIVITY to END of FY:	2,500
Projected YEAR END TOTAL:	7,030
PROPOSED Line Item Amount:	8,000

Approved Line Item Amount:

PREVIOUS YEAR BUDGET:	8,000
<hr/>	
% Change Actual Year End compared to Proposed Line item amount.	13.8%
% Change to Previous Year Budget	0.0%
Dollar difference between proposed budget & current budget	0

NARRATIVE:

The amounts in the account show the labor cost charged to a customer for the installation of a new water service connection. The costs vary with each new installation depending upon the size of the service and how far it is from the distribution pipeline under the street. Cost of materials are not included in this category.

Labor	\$8,000
TOTAL	\$8,000

Spread:

Jul	Aug	Sep	Oct	Nov	Dec
Jan	Feb	Mar	Apr	May	Jun

COASTSIDE COUNTY WATER DISTRICT

Budget Worksheet

Fiscal Year
2012/2013

<u>Line Item</u>	<u>Amount</u>
Acct. No. 4920 Description: Interest Earned	
Actual Amount As Of: 31-Jan 2012	4,041
PROJECTED ACTIVITY to END of FY:	800
Projected YEAR END TOTAL:	4,841
PROPOSED Line Item Amount:	\$ 3,540

Approved Line Item Amount:

PREVIOUS YEAR BUDGET:	7,423
% Change Actual Year End compared to Proposed Line item amount.	(26.9%)
% Change to Previous Year Budget	(52.3%)
Dollar difference between proposed budget & current budget	-3,883

NARRATIVE:

Interest income is derived from cash on deposit with LAIF.

	Balance	Less CSP \$						
Cash on Deposit	1,011,454	0	1,011,454	x	0.35%	=	\$	3,540

Spread:

Jul	Aug	Sep	Oct	Nov	Dec
Jan	Feb	Mar	Apr	May	Jun

COASTSIDE COUNTY WATER DISTRICT

Budget Worksheet

Fiscal Year
2012/2013

<u>Line Item</u>	<u>Amount</u>
Acct. No. 4930 Description: Property Taxes	
Actual Amount As Of: 31-Jan 2012	355,508
PROJECTED ACTIVITY to END of FY:	300,000
Projected YEAR END TOTAL:	655,508
PROPOSED Line Item Amount:	600,000

Approved Line Item Amount:

PREVIOUS YEAR BUDGET:	600,000
% Change Actual Year End compared to Proposed Line item amount.	(8.5%)
% Change to Previous Year Budget	0.0%
Dollar difference between proposed budget & current budget	0

NARRATIVE:

Projected CCWD portion of unsecured/secured Property Tax	\$600,000
TOTAL	\$600,000

Spread:

Jul	Aug	Sep	Oct	Nov	Dec
Jan	Feb	Mar	Apr	May	Jun

COASTSIDE COUNTY WATER DISTRICT

Budget Worksheet

Fiscal Year
2012/2013

<u>Line Item</u>	<u>Amount</u>
Acct. No. 4950 Description: Miscellaneous	
Actual Amount As Of: 31-Jan 2012	26,526
PROJECTED ACTIVITY to END of FY:	18,500
Projected YEAR END TOTAL:	45,026
PROPOSED Line Item Amount:	37,000

Approved Line Item Amount:

PREVIOUS YEAR BUDGET:	37,000
% Change Actual Year End compared to Proposed Line item amount.	(17.8%)
% Change to Previous Year Budget	0.0%
Dollar difference between proposed budget & current budget	0

NARRATIVE:

Revenue from disposal of excess equipment, vehicles and reimbursement of expense line items, in addition to the identified sources, are entered into the Miscellaneous Sales account line item, such as: returned check fees, re-connect fees, copies of documents, reimbursement of repairs., etc...)

Skylawn Memorial Park reimburses the District for pumping when the District is not operating the Crystal Springs Pump Station for benefit of the District.

	FY 12/13
Skylawn	25,000
Miscellaneous	12,000
	37,000

Spread:

Jul	Aug	Sep	Oct	Nov	Dec
Jan	Feb	Mar	Apr	May	Jun

COASTSIDE COUNTY WATER DISTRICT

Budget Worksheet

Fiscal Year
2012/2013

<u>Line Item</u>	<u>Amount</u>
Acct. No. 4955 Description: Cell Site Lease Income	
Actual Amount As Of: 31-Jan 2012	62,846
PROJECTED ACTIVITY to END of FY:	48,000
Projected YEAR END TOTAL:	110,846
PROPOSED Line Item Amount:	117,524

Approved Line Item Amount:

PREVIOUS YEAR BUDGET:	113,892
% Change Actual Year End compared to Proposed Line item amount.	6.0%
% Change to Previous Year Budget	3.2%
Dollar difference between proposed budget & current budget	3,632

NARRATIVE:

Revenue from Cell Site Leasing

<u>Sub-Account</u>	<u>FY 12/13</u>
Sprint Spectrum Lease (Carter Hill)	22,424
Sprint Spectrum Lease (Alves Tank)	20,700
Metro PCS (Miramontes Tank)	24,300
Metro PCS (Miramar Tank)	24,300
Verizon (Nunes WTP)	25,800
	117,524

Spread:

Jul	Aug	Sep	Oct	Nov	Dec
Jan	Feb	Mar	Apr	May	Jun

COASTSIDE COUNTY WATER DISTRICT

Budget Worksheet

Fiscal Year
2012/2013

<u>Line Item</u>	<u>Amount</u>
Acct. No. 4965 Description: ERAF Refund	
Actual Amount As Of: 31-Jan 2012	261,256
PROJECTED ACTIVITY to END of FY:	0
Projected YEAR END TOTAL:	261,256
PROPOSED Line Item Amount:	100,000

Approved Line Item Amount:

PREVIOUS YEAR BUDGET:	100,000
% Change Actual Year End compared to Proposed Line item amount.	(61.7%)
% Change to Previous Year Budget	0.0%
Dollar difference between proposed budget & current budget	0

NARRATIVE:

Educational Revenue Augmentation Fund (ERAF). ERAF was established in 1992 to redirect property tax revenues from cities, counties and special districts to public education programs. Once the school districts & programs are paid the maximum allowable under law, the law requires the excess to be refunded to the local taxing jurisdiction that contributed to ERAF.

Spread:

Jul	Aug	Sep	Oct	Nov	Dec
Jan	Feb	Mar	Apr	May	Jun

COASTSIDE COUNTY WATER DISTRICT

Budget Worksheet

Fiscal Year
2012/2013

<u>Line Item</u>	<u>Amount</u>
Acct. No. 5130 Description: Water Purchased	
Actual Amount As Of: 31-Jan 2012	1,146,107
PROJECTED ACTIVITY to END of FY:	818,000
Projected YEAR END TOTAL:	1,964,107
PROPOSED Line Item Amount:	1,776,051

Approved Line Item Amount:

PREVIOUS YEAR BUDGET:	2,059,548
% Change Actual Year End compared to Proposed Line item amount.	(9.6%)
% Change to Previous Year Budget	(13.8%)
Dollar difference between proposed budget & current budget	-283,497

NARRATIVE:

See worksheet 5130 A

The information on this sheet relates directly to Account 4120, water sales.

Water rates will increase approximately 10% from the SFWD this year. Cost per hcf \$2.66

Spread:

Jul	Aug	Sep	Oct	Nov	Dec
Jan	Feb	Mar	Apr	May	Jun

COASTSIDE COUNTY WATER DISTRICT

PRODUCTION & PUMPING SCHEDULE FY 2012/2013

	Denniston Surface		Denniston Wells		Pilarcitos Wells		SFWD Pilarcitos-Crystal Springs				SFWD Total		TOTAL PRODUCTION		SFWD COST
	FY 11/12	FY 12/13	FY 11/12	FY 12/13	FY 11/12	FY 12/13	Pilarcitos		CSP		FY 11/12	FY 12/13	FY 11/12	FY 12/13	**2.66/hcf
	hcf	hcf	hcf	hcf	hcf	hcf	hcf	hcf	hcf	hcf	hcf	hcf	Actual hcf	Plan	Plan
Jul-11	0	0	0	0	0	0	83,755	80,908	1,376	0	85,131	80,908	85,131	80,908	\$215,215
Aug-11	0	0	0	0	0	0	82,005	98,873	8,533	0	90,538	98,873	90,538	98,873	\$263,002
Sep-11	0	0	0	0	0	0	91,635	40,741	6,436	46,310	98,071	87,051	98,071	87,051	\$231,556
Oct-11	0	0	0	0	0	0	45,936	15,198	6,237	77,967	52,173	93,165	52,173	93,165	\$247,819
Nov-11	0	8,341	0	3,210	14,780	13,000	29,251		31,390	39,101	60,641	39,101	75,421	63,652	\$104,009
Dec-11	0	15,288	0	3,500	9,625	13,000	36,123		22,487	30,745	58,610	30,745	68,235	62,533	\$81,782
Jan-12	0	22,039	0	3,500	7,981	14,000	0		43,061	15,874	43,061	15,874	51,042	55,413	\$42,225
Feb-12	0	22,039	0	3,500	10,000	16,000	0		45,662	24,506	45,662	24,506	55,662	66,045	\$65,186
Mar-12	0	21,797	0	3,500	18,500	19,000	0	11,335	32,305	0	32,305	11,335	50,805	55,632	\$30,151
Apr-12	0	22,039	0	3,500	0	0	70,456	33,839	0	0	70,456	33,839	70,456	59,378	\$90,012
May-12	0	17,434	0	3,500	0	0	84,171	45,866	0	0	84,171	45,866	84,171	66,800	\$122,004
Jun-12	0	7,566	0	3,500	0	0	86,611	75,830	0	0	86,611	75,830	86,611	86,896	\$201,708
hcf Totals	0	136,543	0	27,710	60,886	75,000	609,943	402,590	197,487	234,503	807,430	637,093	868,316	876,346	\$1,694,667
MG Totals	0.00	102.13	0.00	20.73	45.54	56.10	456.24	301.14	147.72	175.41	603.96	476.55	649.50	655.51	

Base Charge **\$81,384**

Grand Total **\$1,776,051**

Note: Bold numbers in actual columns are estimates

Expect 72,608 hcf of estimated unmetered water (leaks, plant use, flow tests, etc...) for FY 11/12
7.4% unaccountable water

** - The San Francisco Wholesale rate is the total of \$2.89 less the untreated water of \$.23.

COASTSIDE COUNTY WATER DISTRICT

Budget Worksheet

Fiscal Year
2012/2013

<u>Line Item</u>	<u>Amount</u>
Acct. No. 5230 Description: Electrical Exp. Nunes WTP	
Actual Amount As Of: 31-Jan 2012	13,320
PROJECTED ACTIVITY to END of FY:	9,680
Projected YEAR END TOTAL:	23,000
PROPOSED Line Item Amount:	23,000

Approved Line Item Amount:

PREVIOUS YEAR BUDGET:	25,000
% Change Actual Year End compared to Proposed Line item amount.	0.0%
% Change to Previous Year Budget	(8.0%)
Dollar difference between proposed budget & current budget	-2,000

NARRATIVE:

The costs shown for this line item are for electrical costs for operating the water treatment plant.

FY 12/13

PG&E \$23,000

Spread:

Jul	Aug	Sep	Oct	Nov	Dec
Jan	Feb	Mar	Apr	May	Jun

COASTSIDE COUNTY WATER DISTRICT

Budget Worksheet

Fiscal Year
2012/2013

<u>Line Item</u>	<u>Amount</u>
Acct. No. 5231 Description: Electrical Expenses, CSP	
Actual Amount As Of: 31-Jan 2012	47,832
PROJECTED ACTIVITY to END of FY:	60,000
Projected YEAR END TOTAL:	107,832

PROPOSED Line Item Amount:	215,207
-----------------------------------	----------------

Approved Line Item Amount:

PREVIOUS YEAR BUDGET:	127,434
% Change Actual Year End compared to Proposed Line item amount.	99.6%
% Change to Previous Year Budget	68.9%
Dollar difference between proposed budget & current budget	87,773

NARRATIVE:

Skylawn is estimated to purchase 50 million gallons when we are not running Crystal Springs. Denniston back on line.

	hcf	rate to pump 1 unit of water			
Pumping charges - electrical	234,503	0.770	=	\$	180,567
Non-pumping electrical				\$	10,000
Skylawn Pumping Expenses	32,000	0.770	=	\$	24,640
TOTAL				<u>\$</u>	<u>215,207</u>

Spread:

Jul	Aug	Sep	Oct	Nov	Dec
Jan	Feb	Mar	Apr	May	Jun

COASTSIDE COUNTY WATER DISTRICT

Budget Worksheet

Fiscal Year
2012/2013

<u>Line Item</u>	<u>Amount</u>
Acct. No. 5232 Description: Electrical Expenses/Trans. & Dist.	
Actual Amount As Of: 31-Jan 2012	5,975
PROJECTED ACTIVITY to END of FY:	4,268
Projected YEAR END TOTAL:	10,243
PROPOSED Line Item Amount:	11,300

Approved Line Item Amount:

PREVIOUS YEAR BUDGET:	14,000
% Change Actual Year End compared to Proposed Line item amount.	10.3%
% Change to Previous Year Budget	(19.3%)
Dollar difference between proposed budget & current budget	-2,700

NARRATIVE:

	FY 12/13
Granada #1	\$4,000
Granada #2	\$2,500
Granada #3	\$1,200
Alves Pump Station	\$3,200
Miramontes Tank	\$400
TOTAL	\$11,300

Spread:

Jul	Aug	Sep	Oct	Nov	Dec
Jan	Feb	Mar	Apr	May	Jun

COASTSIDE COUNTY WATER DISTRICT

Budget Worksheet

Fiscal Year
2012/2013

<u>Line Item</u>	<u>Amount</u>
Acct. No. 5233 Description: Elec Exp/Pilarcitos Cyn	
Actual Amount As Of: 31-Jan 2012	4,744
PROJECTED ACTIVITY to END of FY:	7,000
Projected YEAR END TOTAL:	11,744

PROPOSED Line Item Amount:	17,444
-----------------------------------	---------------

Approved Line Item Amount:

PREVIOUS YEAR BUDGET:	16,162
<hr/>	
% Change Actual Year End compared to Proposed Line item amount.	48.5%
% Change to Previous Year Budget	7.9%
Dollar difference between proposed budget & current budget	1,282

NARRATIVE:

Assumes sufficient rain in October to pump Pilarcitos Wells in November.
Assumes 75,000 units of production, at an energy cost of \$0.29 per unit.

Wells #1 & 3	\$	5,585	Well #4	\$	3,750
Well #2	\$	255	Well #4A	\$	3,750
Well #3A	\$	255	Well #5	\$	3,193
Carter Hill	\$	256	Telemeter	\$	200
TOTAL			Blending Station	\$	200
			Total	\$	17,444

Spread:

Jul	Aug	Sep	Oct	Nov	Dec
Jan	Feb	Mar	Apr	May	Jun

COASTSIDE COUNTY WATER DISTRICT

Budget Worksheet

Fiscal Year
2012/2013

<u>Line Item</u>	<u>Amount</u>
Acct. No. 5234 Description: Electrical Exp., Denn	
Actual Amount As Of: 31-Jan 2012	2,749
PROJECTED ACTIVITY to END of FY:	1,294
Projected YEAR END TOTAL:	4,043
PROPOSED Line Item Amount:	93,000

Approved Line Item Amount:

PREVIOUS YEAR BUDGET:	5,940
<hr/>	
% Change Actual Year End compared to Proposed Line item amount.	2200.2%
% Change to Previous Year Budget	1465.7%
Dollar difference between proposed budget & current budget	87,060

NARRATIVE:

Projected to have Denniston back on line and running during FY 12/13

	FY 12/13
Denn Pump Station	\$65,000
Denn Well #1	\$1,000
Denn Well #2,3,4	\$4,000
Denn Well #5	\$1,000
Denn Well #9	\$12,000
Denn WTP	\$8,000
WWR System	\$2,000
TOTAL	<u><u>\$93,000</u></u>

Spread:

Jul	Aug	Sep	Oct	Nov	Dec
Jan	Feb	Mar	Apr	May	Jun

COASTSIDE COUNTY WATER DISTRICT

Budget Worksheet

**Fiscal Year
2012/2013**

<u>Line Item</u>	<u>Amount</u>
Acct. No. 5235 Description: Denn. WTP Oper.	
Actual Amount As Of: 31-Jan 2012	1,623
PROJECTED ACTIVITY to END of FY:	1,200
Projected YEAR END TOTAL:	2,823

PROPOSED Line Item Amount:	25,000
-----------------------------------	---------------

Approved Line Item Amount:

PREVIOUS YEAR BUDGET:	3,000
% Change Actual Year End compared to Proposed Line item amount.	785.6%
% Change to Previous Year Budget	733.3%
Dollar difference between proposed budget & current budget	22,000

NARRATIVE:

Projected to have Denniston back on line and running during FY 12/13
Assume production of 122 MG

ADMIN		CHEMICALS	
Telephone/DSL	\$2,000	Caustic	\$6,500
Alarm System	\$2,000	Polymer	\$2,500
Subtotal	\$4,000	Alum	\$6,000
		Salt	\$1,500
		Pot. Perm	\$1,500
		Lab Reagents	\$3,000
		Subtotal	\$21,000
		Total	\$25,000

Spread:

Jul	Aug	Sep	Oct	Nov	Dec
Jan	Feb	Mar	Apr	May	Jun

COASTSIDE COUNTY WATER DISTRICT

Budget Worksheet

Fiscal Year
2012/2013

<u>Line Item</u>	<u>Amount</u>
Acct. No. 5236 Description: Denn WTP Maint	
Actual Amount As Of: 31-Jan 2012	413
PROJECTED ACTIVITY to END of FY:	600
Projected YEAR END TOTAL:	1,013

PROPOSED Line Item Amount:	37,000
-----------------------------------	---------------

Approved Line Item Amount:

PREVIOUS YEAR BUDGET:	5,000
<hr/>	
% Change Actual Year End compared to Proposed Line item amount.	3553.2%
% Change to Previous Year Budget	640.0%
Dollar difference between proposed budget & current budget	32,000

NARRATIVE:

Projected to have Denniston back on line and running during FY 12/13

	FY 12/13
Telemetry	\$ 3,000
Misc. Plumbing & Parts	\$ 4,000
Sludge Removal	\$ 6,000
Annual PM	\$ 3,000
Inst. Controls	\$ 10,000
Office Lab	\$ 3,000
CCTV	\$ 8,000
TOTAL	\$ 37,000

Spread:

Jul	Aug	Sep	Oct	Nov	Dec
Jan	Feb	Mar	Apr	May	Jun

COASTSIDE COUNTY WATER DISTRICT

Budget Worksheet

Fiscal Year
2012/2013

<u>Line Item</u>	<u>Amount</u>
Acct. No. 5240 Description: Nunes WTP Oper	
Actual Amount As Of: 31-Jan 2012	65,930
PROJECTED ACTIVITY to END of FY:	47,750
Projected YEAR END TOTAL:	113,680
PROPOSED Line Item Amount:	98,212

Approved Line Item Amount:

PREVIOUS YEAR BUDGET:	70,908
% Change Actual Year End compared to Proposed Line item amount.	(13.6%)
% Change to Previous Year Budget	38.5%
Dollar difference between proposed budget & current budget	27,304

NARRATIVE:

Chemical costs = \$175/MG.
Expect to treat 532 MG.

Telephone/DSL	\$2,000	Chemicals	
Alarm System	\$1,000	Caustic	\$34,178
Sub total	\$3,000	Polymer	\$3,107
		Alum	\$45,053
		Salt	\$10,874
		Lab Reagents	\$2,000
		Sub Total	\$95,212
		TOTAL	\$98,212

Spread:

Jul	Aug	Sep	Oct	Nov	Dec
Jan	Feb	Mar	Apr	May	Jun

COASTSIDE COUNTY WATER DISTRICT

Budget Worksheet

Fiscal Year
2012/2013

<u>Line Item</u>	<u>Amount</u>
Acct. No. 5241 Description: Nunes WTP Maint	
Actual Amount As Of: 31-Jan 2012	24,294
PROJECTED ACTIVITY to END of FY:	17,591
Projected YEAR END TOTAL:	41,885
PROPOSED Line Item Amount:	40,000

Approved Line Item Amount:

PREVIOUS YEAR BUDGET:	38,000
% Change Actual Year End compared to Proposed Line item amount.	(4.5%)
% Change to Previous Year Budget	5.3%
Dollar difference between proposed budget & current budget	2,000

NARRATIVE:

No change in maintenance costs expected.

FY 12/13

Generator Service Contract	\$1,000
Sludge Removal	\$6,000
Electrical	\$5,000
Instrumentation/Controls	\$8,000
Motor & Pump Replacement	\$9,000
Filter Inspection	\$4,000
Annual Electrical PM	\$5,000
Misc.	\$2,000
	<u>\$40,000</u>

Spread:

Jul	Aug	Sep	Oct	Nov	Dec
Jan	Feb	Mar	Apr	May	Jun

COASTSIDE COUNTY WATER DISTRICT

Budget Worksheet

Fiscal Year
2012/2013

<u>Line Item</u>	<u>Amount</u>
Acct. No. 5242 Description: CSP - Operation	
Actual Amount As Of: 31-Jan 2012	4,968
PROJECTED ACTIVITY to END of FY:	3,597
Projected YEAR END TOTAL:	8,565
PROPOSED Line Item Amount:	8,500

Approved Line Item Amount:

PREVIOUS YEAR BUDGET:	8,500
% Change Actual Year End compared to Proposed Line item amount.	(0.8%)
% Change to Previous Year Budget	0.0%
Dollar difference between proposed budget & current budget	0

NARRATIVE:	FY 12/13
Telephone & Telemetry	\$6,300
Alarm Co. (Bay Alarm / HMB Alarm)	\$1,200
Fire System Maint.	<u>\$1,000</u>
TOTAL	<u><u>\$8,500</u></u>

Spread:

Jul	Aug	Sep	Oct	Nov	Dec
Jan	Feb	Mar	Apr	May	Jun

COASTSIDE COUNTY WATER DISTRICT

Budget Worksheet

Fiscal Year
2012/2013

<u>Line Item</u>	<u>Amount</u>
Acct. No. 5243 Description: CSP - Maintenance	
Actual Amount As Of: 31-Jan 2012	12,867
PROJECTED ACTIVITY to END of FY:	30,000
Projected YEAR END TOTAL:	42,867
PROPOSED Line Item Amount:	40,000

Approved Line Item Amount:

PREVIOUS YEAR BUDGET:	50,000
% Change Actual Year End compared to Proposed Line item amount.	(6.7%)
% Change to Previous Year Budget	(20.0%)
Dollar difference between proposed budget & current budget	-10,000

NARRATIVE:

Will not be cleaning tunnel in FY 10/11. Anticipate needing more work on instrumentation and controls in FY 10/11.

	FY 12/13
Electrical Testing (ETI)	\$5,000
Electrical Repair	\$7,000
Equipment /Valve Maintenance	\$12,000
Pressure Reducing Valves	\$1,000
Misc. Equip/Air Vent	\$1,000
Telemetry & Alarms	\$4,000
Pump Maintenance	\$10,000
	<u>\$40,000</u>

Spread:

Jul	Aug	Sep	Oct	Nov	Dec
Jan	Feb	Mar	Apr	May	Jun

COASTSIDE COUNTY WATER DISTRICT

Budget Worksheet

Fiscal Year
2012/2013

<u>Line Item</u>	<u>Amount</u>
Acct. No. 5250 Description: Laboratory Expenses	
Actual Amount As Of: 31-Jan 2012	16,633
PROJECTED ACTIVITY to END of FY:	12,045
Projected YEAR END TOTAL:	28,678
PROPOSED Line Item Amount:	50,000

Approved Line Item Amount:

PREVIOUS YEAR BUDGET:	35,000
% Change Actual Year End compared to Proposed Line item amount.	74.4%
% Change to Previous Year Budget	42.9%
Dollar difference between proposed budget & current budget	15,000

NARRATIVE:

Laboratory Costs associated with water sampling throughout distribution system, source waters and Treatment Plants.

	FY 12/13
Nunes WTP	\$14,000
Denniston WTP	\$14,000
Source Waters	\$10,000
Distribution	\$7,000
Shipping	\$5,000
	\$50,000

Spread:

Jul	Aug	Sep	Oct	Nov	Dec
Jan	Feb	Mar	Apr	May	Jun

COASTSIDE COUNTY WATER DISTRICT

Budget Worksheet

Fiscal Year
2012/2013

<u>Line Item</u>	<u>Amount</u>
Acct. No. 5318 Description: Studies/Surveys/Consulting	
Actual Amount As Of: 31-Jan 2012	13,998
PROJECTED ACTIVITY to END of FY:	10,000
Projected YEAR END TOTAL:	23,998

PROPOSED Line Item Amount:	\$68,000
-----------------------------------	-----------------

Approved Line Item Amount:

PREVIOUS YEAR BUDGET:	45,000
% Change Actual Year End compared to Proposed Line item amount.	183.4%
% Change to Previous Year Budget	51.1%
Dollar difference between proposed budget & current budget	23,000

Narrative:

Communication Lease Consultant	\$5,000.00
CASGEM	\$3,000.00
Irrigation Metering BMP Study	\$10,000.00
Drought Contingency Planning	\$40,000.00
Misc. Studies/Surveys	\$10,000.00
	\$68,000.00

Spread:

Jul	Aug	Sep	Oct	Nov	Dec
Jan	Feb	Mar	Apr	May	Jun

COASTSIDE COUNTY WATER DISTRICT

Budget Worksheet

Fiscal Year
2012/2013

<u>Line Item</u>	<u>Amount</u>
Acct. No. 5321 Description: Water Conservation	
Actual Amount As Of: 31-Jan 2012	30,478
PROJECTED ACTIVITY to END of FY:	20,000
Projected YEAR END TOTAL:	50,478

PROPOSED Line Item Amount:	74,200
-----------------------------------	---------------

Approved Line Item Amount:

PREVIOUS YEAR BUDGET:	62,350
<hr/>	
% Change Actual Year End compared to Proposed Line item amount.	47.0%
% Change to Previous Year Budget	19.0%
Dollar difference between proposed budget & current budget	11,850

NARRATIVE:

Increase funding due to:

1. Funding included for new lawn replacement program.

Legend:

- BAWSCA** - Bay Area Water Supply and Conservation Agency
- BMP** - Best Management Practices
- CASGEM**: California Statewide Groundwater Elevation Monitoring
- CUWCC** - California Urban Water Conservation Council
- IRWMP** - Integrated Regional Watershed Management Plan
- UWMP** - Urban Water Management Plan
- WCIP** - Water Conservation Implementation Plan

Jul	Aug	Sep	Oct	Nov	Dec
Jan	Feb	Mar	Apr	May	Jun

DRAFT Budget Worksheet	
FOR DISCUSSION ONLY	
Fiscal Year 2012-2013	
Worksheet 5321 – Water Resources	FY 2013
Description	Amount
Foundational Best Management Practices	
1.0 Utility Operations Programs	
Subtotal	\$0
2.0 Education Programs	
Subtotal	\$21,500
Programmatic Best Management Practices	
3.0 Residential	
Subtotal	\$33,000
4.0 Commercial, Industrial and Institutional	
Subtotal	\$10,000
5.0 Landscape (Large)	
Subtotal	\$4,500
Flex Track Best Management Practices	
Subtotal	\$5,000
GPCD Compliance (CUWCC/SBx7)	
	\$0
Water Resources	
Subtotal	\$200
Total	\$74,200

COASTSIDE COUNTY WATER DISTRICT

Budget Worksheet

**Fiscal Year
2012/2013**

<u>Line Item</u>		<u>Amount</u>
Acct. No.	5322	Description: Community Outreach
Actual Amount As Of:	31-Jan 2012	3,824
PROJECTED ACTIVITY to END of FY:		25,000
Projected YEAR END TOTAL:		28,824
PROPOSED Line Item Amount:		35,200

Approved Line Item Amount:

PREVIOUS YEAR BUDGET:	26,200
% Change Actual Year End compared to Proposed Line item amount.	22.1%
% Change to Previous Year Budget	34.4%
Dollar difference between proposed budget & current budget	9,000

NARRATIVE:

Created new account per Finance Committee to accommodate new community outreach between CCWD and Customers. Increase due to additional printing of annual reports and postage.

Pacifica Coast Television - Recording meetings(14 @ \$250)	\$3,500
Montara Fog (14 @ \$300)	\$4,200
Materials/Publications/Public Information	\$5,000
Postage for Public Outreach	\$6,000
Printing Annual Reports (Consumer Confidence Report/ Water Supply Evaluation, etc..)	\$10,000
Constant Contact/Email	\$1,500
Graphic Artist	\$5,000

Spread: TOTAL **35,200**

Jul	Aug	Sep	Oct	Nov	Dec
Jan	Feb	Mar	Apr	May	Jun

COASTSIDE COUNTY WATER DISTRICT

Budget Worksheet

Fiscal Year
2012/2013

<u>Line Item</u>	<u>Amount</u>
Acct. No. 5411 Description: Salaries - Field	
Actual Amount As Of: 31-Jan 2012	499,051
PROJECTED ACTIVITY to END of FY:	430,000
Projected YEAR END TOTAL:	929,051
PROPOSED Line Item Amount:	985,319

Approved Line Item Amount:

PREVIOUS YEAR BUDGET:	958,326
% Change Actual Year End compared to Proposed Line item amount.	6.1%
% Change to Previous Year Budget	2.8%
Dollar difference between proposed budget & current budget	26,993

NARRATIVE:

A COLA of 3.0% was used as a place holder based upon the Memorandum of Understanding between the CCWD and Teamsters Local 856.

Spread:

Jul	Aug	Sep	Oct	Nov	Dec
Jan	Feb	Mar	Apr	May	Jun

COASTSIDE COUNTY WATER DISTRICT
5/4/2012
FY 2012/2013 BUDGET WORKSHEET (5411 A)

SALARIES - Accounts 5411 & 5610

EMPLOYEE	Current Hrly Rate	COLA 3.0%	Annual Pay	O T Hours	O T Pay	Cert. Pay	TOTAL
FIELD #5411							
Superintendent	58.43	60.18	125,170			10,800	135,970
Field Supervisor	46.79	48.19	100,238	120	8,674	7,200	116,112
WTP Supervisor	51.64	53.19	110,628	120	9,574	8,400	128,602
Sr. WTP Oper.	44.53	45.86	95,390	120	8,255	7,200	110,845
Treat/Dist Op	30.00	30.90	64,272	120	5,562	4,800	74,634
Treat/Dist Op	29.26	30.14	62,692	120	5,425	6,000	74,117
Treat/Dist Op	29.26	30.14	61,787	120	5,425	6,000	70,151
Treat/Dist Op	30.75	31.67	65,879	120	5,701	7,200	78,780
Maint Worker	27.21	28.03	58,300	80	3,363	3,600	65,264
Maint Worker	25.26	26.02	54,122	80	3,122	3,600	60,845
Part-Time Help	15.00		15,000				15,000
Part-Time Help	15.00		15,000				15,000
Estimated Annual Merit Increase			15,000				20,000
Standby Pay for On-Call Employees			20,000				20,000
Sub total, Field			863,478		55,102	64,800	985,319
ADMIN #5610							
Gen Manager	89.33	92.00	191,370				191,370
Water Conser.	35.58	36.64	76,216	80	4,397		80,613
Prj Coord. PT	60.00		15,000				15,000
Office Mgr	39.35	40.53	84,303	80	4,864		89,167
Admin Assist.	35.65	36.72	76,377	80	4,406	6,946	87,729
Office Speclst	27.21	28.03	58,300		-		58,300
Office Speclst	25.26	26.02	54,122	80	3,122		57,245
Office Speclst	27.21	28.03	58,300		-		58,300
Directors			20,000				20,000
Estimated Annual Merit Increase			5,000				5,000
Sub total, Admin			638,988		16,790	6,946	\$662,724
TOTAL			1,502,466				\$1,648,043

COASTSIDE COUNTY WATER DISTRICT

Budget Worksheet

Fiscal Year
2012/2013

<u>Line Item</u>	<u>Amount</u>
Acct. No. 5412 Description: Maintenance Expenses	
Actual Amount As Of: 31-Jan 2012	82,084
PROJECTED ACTIVITY to END of FY:	59,440
Projected YEAR END TOTAL:	141,524
PROPOSED Line Item Amount:	163,800

Approved Line Item Amount:

PREVIOUS YEAR BUDGET:	192,500
% Change Actual Year End compared to Proposed Line item amount.	15.7%
% Change to Previous Year Budget	(14.9%)
Dollar difference between proposed budget & current budget	-28,700

NARRATIVE:

Laundry	\$1,000	Tree Removal	\$8,000
Supplies Shop/Breakroom	\$500	Paving	\$24,000
Service Products	\$3,000	Inventory	\$11,000
Pump Repair	\$5,000	Materials	\$6,000
Uniforms/Jackets/Shoes	\$8,000	Equip. Rental	\$2,000
USA	\$500	Radio Repair/PM	\$3,000
Backfill	\$3,000	Landscape Maint	\$2,500
Hydrant repair	\$1,300	Main Repairs/Sml Line Replacmnt	\$16,000
Tank Inspection	\$3,000	Cathodic Protection	\$4,000
Generator services	\$5,000	Misc. tools, etc.	\$2,000
Safety Supplies	\$4,000	(Welder,Drill,Airtools, Sump Pump, Lrg tools)	
DMV/Pre-employment Physical	\$1,000	Waste Services	\$4,000
Alves Alt Valve	\$10,000	Fence Repairs	\$1,000
Alves Vault Valves	\$5,000	Raising Valve (City/County)	\$20,000
TOTAL	\$163,800	Building Maintenance	\$10,000

Spread:

Jul	Aug	Sep	Oct	Nov	Dec
Jan	Feb	Mar	Apr	May	Jun

COASTSIDE COUNTY WATER DISTRICT

Budget Worksheet

**Fiscal Year
2012/2013**

<u>Line Item</u>	<u>Amount</u>
Acct. No. 5414 Description: Motor Vehicle Exp.	
Actual Amount As Of: 31-Jan 2012	39,391
PROJECTED ACTIVITY to END of FY:	21,000
Projected YEAR END TOTAL:	60,391

PROPOSED Line Item Amount:	44,650
-----------------------------------	---------------

Approved Line Item Amount:

PREVIOUS YEAR BUDGET:	44,500
<hr/>	
% Change Actual Year End compared to Proposed Line item amount.	(26.1%)
% Change to Previous Year Budget	0.3%
Dollar difference between proposed budget & current budget	150

NARRATIVE:

	<u>FY 12/13</u>
Gasoline	\$29,000.00
FastTrak	\$150.00
Mobile Phones	\$7,500.00
Service & Repairs	\$8,000.00
	<u>\$44,650.00</u>

Total

Jul	Aug	Sept	Oct	Nov	Dec
Jan	Feb	Mar	Apr	May	Jun

COASTSIDE COUNTY WATER DISTRICT

Budget Worksheet

**Fiscal Year
2012/2013**

<u>Line Item</u>	<u>Amount</u>
Acct. No. 5415 Description: Maintenance, Wells	
Actual Amount As Of: 31-Jan 2012	0
PROJECTED ACTIVITY to END of FY:	0
Projected YEAR END TOTAL:	0
PROPOSED Line Item Amount:	6,000

Approved Line Item Amount:

PREVIOUS YEAR BUDGET:	6,000
<hr/>	
% Change Actual Year End compared to Proposed Line item amount.	
% Change to Previous Year Budget	0.0%
Dollar difference between proposed budget & current budget	0

NARRATIVE:

FY 12/13 amounts same from past year due to not being able to rehabilitate wells and complete upgrades

	<u>FY 12/13</u>
Electrical PM	\$1,200
Pumps	\$3,000
Electrical	\$1,600
Plumbing	\$200
	<hr/>
	<u>\$6,000</u>

Spread:

Jul	Aug	Sep	Oct	Nov	Dec
Jan	Feb	Mar	Apr	May	Jun

COASTSIDE COUNTY WATER DISTRICT

Budget Worksheet

**Fiscal Year
2012/2013**

<u>Line Item</u>	<u>Amount</u>
Acct. No. 5610 Description: Salaries, Admin.	
Actual Amount As Of: 31-Jan 2011	328,346
PROJECTED ACTIVITY to END of FY:	250,000
Projected YEAR END TOTAL:	578,346
PROPOSED Line Item Amount:	662,724

Approved Line Item Amount:

PREVIOUS YEAR BUDGET:	644,904
<hr/>	
% Change Actual Year End compared to Proposed Line item amount.	14.6%
% Change to Previous Year Budget	2.8%
Dollar difference between proposed budget & current budget	17,820

NARRATIVE:

A COLA of 3.0% was used as a place holder based upon the Memorandum of Understanding between the CCWD and Teamsters Local 856.

Spread:

Jul	Aug	Sep	Oct	Nov	Dec
Jan	Feb	Mar	Apr	May	Jun

Budget Worksheet

**Fiscal Year
2012/2013**

<u>Line Item</u>	<u>Amount</u>
Acct. No. 5620 Description: Office Expenses	
Actual Amount As Of: 31-Jan 2011	71,742
PROJECTED ACTIVITY to END of FY:	70,000
Projected YEAR END TOTAL:	141,742
PROPOSED Line Item Amount:	130,625

Approved Line Item Amount:

PREVIOUS YEAR BUDGET:	119,375
% Change Actual Year End compared to Proposed Line item amount.	(7.8%)
% Change to Previous Year Budget	9.4%
Dollar difference between proposed budget & current budget	11,250

NARRATIVE:

See Sheet 5620 A which details the cost items comprising this line item

Increase due to:

- Postage Rate Increase - Eff. January 22, 2012
- Additional charges for Late Notices to be mailed from CSG Systems
- Office Building Repairs/Maintenance

Spread:

Jul	Aug	Sep	Oct	Nov	Dec
Jan	Feb	Mar	Apr	May	Jun

Account 5620 - Detail of Account

Account Name	Description	Amount
Postage	Mail Machine	\$ 3,000
	Bulk Mailing	\$ 5,000
	Pre-Stamped Envelopes	\$ 3,000
Phone Services	Monthly Service & Repairs	\$ 6,000
	PG&E Monthly Service (District Office)	\$ 8,000
Office Cleaning	Janitorial Service/Carpet Cleaning	\$ 7,800
File Storage	Iron Mountain - Offsite Storage	\$ 5,000
	Iron Mountain - Shredding Service	\$ 300
Leases	Mail & Copier Machines	\$ 13,000
	Office Alarms and Security Camera	\$ 5,000
Printing	Checks, Forms, Statements	\$ 1,000
CSG Systems, Inc.	Fulfillment Center for Billing Stmtnts	\$ 25,000
	NetBill (Online Payments)	\$ 6,500
Emergency	Supplies	\$ 1,000
	AED Certification	\$ 125
Miscellaneous	Office Supplies	\$ 6,000
	Credit Card / Bank Fees	\$ 15,000
	Pre-Employment Physicals	\$ -
	Employee Recognition Program	\$ 2,000
	Petty Cash	\$ 2,500
	Director recognition/framing	\$ 300
	ORCC LockBox Services	\$ 600
	Allowance for Bad Debt	\$ 5,000
Maintenance	Office Equipment/Repairs	\$ 1,000
Payroll	Payroll Processing with ADP	\$ 8,500
TOTAL		\$ 130,625

COASTSIDE COUNTY WATER DISTRICT

Budget Worksheet

Fiscal Year
2012/2013

<u>Line Item</u>	<u>Amount</u>
Acct. No. 5621 Description: Computer Services	
Actual Amount As Of: 31-Jan 2011	24,350
PROJECTED ACTIVITY to END of FY:	45,000
Projected YEAR END TOTAL:	69,350
PROPOSED Line Item Amount:	75,000

Approved Line Item Amount:

PREVIOUS YEAR BUDGET:	67,650
% Change Actual Year End compared to Proposed Line item amount.	8.1%
% Change to previous year budget:	10.9%
Dollar difference between proposed budget & current budget	7,350

NARRATIVE:

Maintenance Agreements

Springbrook	\$12,000
Radix	\$3,000
ICS	\$15,000
Hansen	\$2,500
Badger	\$1,500
XC2 Software	\$1,800
Remit Plus/Ck Scanner)	\$2,000
GIS License	\$5,000
Web Filtering (Barracuda)	\$1,400
Sprbrk Server License	\$700
Subtotal	\$44,900

Computer Services

New/Upgrades to software/Cust Rpts	\$6,000
Service/Repairs/Parts	\$15,000
Coastside Net	\$900
Rogue Web Works (Website Maint.)	\$6,000
Sonic.net	\$1,300
Spam Filtering	\$900
Subtotal	\$30,100
Grand Total	\$75,000

Spread:

Jul	Aug	Sep	Oct	Nov	Dec
Jan	Feb	Mar	Apr	May	Jun

COASTSIDE COUNTY WATER DISTRICT

Budget Worksheet

Fiscal Year
2012/2013

<u>Line Item</u>	<u>Amount</u>
Acct. No. 5625 Description: Meetings/Training/Seminars	
Actual Amount As Of: 31-Jan 2011	10,223
PROJECTED ACTIVITY to END of FY:	5,000
Projected YEAR END TOTAL:	15,223
PROPOSED Line Item Amount:	20,000

Approved Line Item Amount:

PREVIOUS YEAR BUDGET:	18,000
% Change Actual Year End compared to Proposed Line item amount.	31.4%
% Change to Previous Year Budget	11.1%
Dollar difference between proposed budget & current budget	2,000

NARRATIVE:

	<u>Amount</u>
Conferences (District Employees)	\$ 5,000
Conferences/Seminars (Board of Directors)	\$ 3,000
Staff Training/Seminars/Continuing Education	\$ 4,000
Safety Training (CINTAS)	\$ 7,000
WTO/WDO Renewal/Application Fees	\$ 1,000
TOTAL	<u>\$ 20,000</u>

Spread:

Jul	Aug	Sep	Oct	Nov	Dec
Jan	Feb	Mar	Apr	May	Jun

COASTSIDE COUNTY WATER DISTRICT

Budget Worksheet

Fiscal Year
2012/2013

<u>Line Item</u>	<u>Amount</u>
Acct. No. 5630 Description: Insurance	
Actual Amount As Of: 31-Jan 2011	107,533
PROJECTED ACTIVITY to END of FY:	30,000
Projected YEAR END TOTAL:	137,533

PROPOSED Line Item Amount:	125,000
-----------------------------------	----------------

Approved Line Item Amount:

PREVIOUS YEAR BUDGET:	125,000
-----------------------	----------------

% Change Actual Year End compared to Proposed Line item amount.	(9.1%)
% Change to Previous Year Budget	0.0%
Dollar difference between proposed budget & current budget	0

NARRATIVE:

Auto/General Liability	FY 12/13 \$55,000
Property Program	\$20,000
Workers Compensation	\$50,000
TOTAL	<u><u>\$125,000</u></u>

Spread:

Jul	Aug	Sep	Oct	Nov	Dec
Jan	Feb	Mar	Apr	May	Jun

COASTSIDE COUNTY WATER DISTRICT

Budget Worksheet

Fiscal Year
2012/2013

<u>Line Item</u>	<u>Amount</u>
Acct. No. 5635 Description: Ee/Ret Medical Insurance	
Actual Amount As Of: 31-Jan 2011	212,847
PROJECTED ACTIVITY to END of FY:	211,000
Projected YEAR END TOTAL:	423,847

PROPOSED Line Item Amount:	451,882
-----------------------------------	----------------

Approved Line Item Amount:

PREVIOUS YEAR BUDGET:	438,607
-----------------------	----------------

% Change Actual Year End compared to Proposed Line item amount.	6.6%
% Change to Previous Year Budget	3.0%
Dollar difference between proposed budget & current budget	13,275

NARRATIVE: Employee and Retiree Medical Insurance

<u>Active Employees:</u>	FY 12/13
Medical	294,001
Dental	18,069
Vision	4,242
Life/AD&D	6,320
LTD	16,733
EAP	737
340,103 Subtotal	

<u>Retirees:</u>	
Medical	103,516
Dental	6,516
Vision	1,747
111,779 Subtotal	

451,882 Total

Spread:

Jul	Aug	Sep	Oct	Nov	Dec
Jan	Feb	Mar	Apr	May	Jun

ACCOUNT No. 5635 / Insurance Benefits for Active Employees and Retirees - Year 2011/2012

ACTIVE EMPLOYEES

	Kaiser	Blue Cross	Dental	Vision	Life/AD&D	LTD	EAP	
July-11	8,874	12,794	1,380	338	510	1,367	60	
August-11	8,146	12,794	1,269	338	529	1,445	60	
September-11	8,146	12,794	1,343	338	516	1,393	60	
October-11	8,146	12,794	1,343	338	516	1,393	60	
November-11	8,146	12,794	1,343	338	516	1,393	60	
December-11	8,777	13,098	1,407	343	516	1,393	60	
January-12	8,777	13,098	1,407	343	516	1,367	60	
February-12	8,777	13,098	1,407	343	516	1,367	60	
March-12	8,777	13,098	1,407	343	516	1,367	60	
April-12	8,777	13,098	1,407	343	516	1,367	60	
May-12	8,777	13,098	1,407	343	516	1,367	60	
June-12	8,777	13,098	1,407	343	516	1,367	60	
	102,897	155,656	16,528	4,091	6,203	16,586	722	Subtotal
	105,324	157,177	16,887	4,119	6,197	16,405	722	Subtotal (June Rate x 12/mo)
	12%	12%	7%	3%	2%	2%	2%	% Increase
	117,963	176,038	18,069	4,242	6,320	16,733	737	TOTAL
	294,001							

RETIREES

	Kaiser	Blue Cross	Dental	Vision	
July-11	1,582	5,872	483	139	
August-11	1,582	5,872	483	139	
September-11	1,582	5,872	483	139	
October-11	1,582	5,872	483	139	
November-11	1,582	5,872	483	139	
December-11	1,682	6,020	507	141	
January-12	1,682	6,020	507	141	
February-12	1,682	6,020	507	141	
March-12	1,682	6,020	507	141	
April-12	1,682	6,020	507	141	
May-12	1,682	6,020	507	141	
June-12	1,682	6,020	507	141	
		(24,745)	(5,241)		Reimbursement from Retirees
					Medical reimbursement to Retirees
	19,684	46,757	724	1,684	Subtotal
	20,184	72,241	6,090	1,696	Subtotal (June Rate x 12/mo - less Reimbursement)
	12%	12%	7%	3%	% Increase
	22,606	80,910	6,516	1,747	TOTAL
	103,516				

COASTSIDE COUNTY WATER DISTRICT

Budget Worksheet

Fiscal Year
2012/2013

<u>Line Item</u>	<u>Amount</u>
Acct. No. 5640 Description: Employee Retirement	
Actual Amount As Of: 31-Jan 2011	242,423
PROJECTED ACTIVITY to END of FY:	194,000
Projected YEAR END TOTAL:	436,423
PROPOSED Line Item Amount:	486,569

Approved Line Item Amount:

PREVIOUS YEAR BUDGET:	462,627
% Change Actual Year End compared to Proposed Line item amount.	11.5%
% Change to Previous Year Budget	5.2%
Dollar difference between proposed budget & current budget	23,942

NARRATIVE:

This line item is a function of salaries and will be determined when salaries and employee complement is set by the Board.

Spread:

Jul	Aug	Sep	Oct	Nov	Dec
Jan	Feb	Mar	Apr	May	Jun

COASTSIDE COUNTY WATER DISTRICT

Budget Worksheet

Fiscal Year
2012/2013

<u>Line Item</u>	<u>Amount</u>
Acct. No. 5645 Description: SIP 401a Plan	
Actual Amount As Of: 31-Jan 2011	0
PROJECTED ACTIVITY to END of FY:	30,000
Projected YEAR END TOTAL:	30,000
PROPOSED Line Item Amount:	30,000

Approved Line Item Amount:

PREVIOUS YEAR BUDGET:	30,000
% Change Actual Year End compared to Proposed Line item amount.	0.0%
% Change to Previous Year Budget	0.0%
Dollar difference between proposed budget & current budget	0

NARRATIVE:

Supplemental Income Trust Fund / AIP 401a Plan base on the Memorandum of Understanding between CCWD and the Teamsters Union, Local 856

Spread:

Jul	Aug	Sep	Oct	Nov	Dec
Jan	Feb	Mar	Apr	May	Jun

COASTSIDE COUNTY WATER DISTRICT
DRAFT
 Budget Worksheet

Fiscal Year
2012/2013

<u>Line Item</u>	<u>Amount</u>
Acct. No. 5681 Description: Legal	
Actual Amount As Of: 31-Jan 2011	18,852
PROJECTED ACTIVITY to END of FY:	24,000
Projected YEAR END TOTAL:	42,852
PROPOSED Line Item Amount:	60,000

Approved Line Item Amount:

PREVIOUS YEAR BUDGET:	60,000
% Change Actual Year End compared to Proposed Line item amount.	40.0%
% Change to Previous Year Budget	0.0%
Dollar difference between proposed budget & current budget	0

NARRATIVE:

This account is for the Legal Counsel General District business that is not included in capital projects or reimbursable projects. The legal costs for capital projects and reimbursable projects whether the work is performed by District Counsel or other counsel is part of the overall project and not an operating expense.

HansonBridgett	\$60,000
Total	\$60,000

Spread:

Jul	Aug	Sep	Oct	Nov	Dec
Jan	Feb	Mar	Apr	May	Jun

COASTSIDE COUNTY WATER DISTRICT

Budget Worksheet

**Fiscal Year
2012/2013**

<u>Line Item</u>	<u>Amount</u>
Acct. No. 5682 Description: Engineering	
Actual Amount As Of: 31-Jan 2011	4,412
PROJECTED ACTIVITY to END of FY:	6,000
Projected YEAR END TOTAL:	10,412

PROPOSED Line Item Amount:	14,000
-----------------------------------	---------------

Approved Line Item Amount:

PREVIOUS YEAR BUDGET:	14,000
% Change Actual Year End compared to Proposed Line item amount.	34.5%
% Change to Previous Year Budget	0.0%
Dollar difference between proposed budget & current budget	0

NARRATIVE:

This account is for the District Engineer's monthly retainer and for general District business that is not included in capital projects or reimbursable projects. The engineering costs for capital projects and reimbursable projects whether the work is performed by the District engineer or another engineer are part of the overall project and not an operating expense.

Spread:

Jul	Aug	Sep	Oct	Nov	Dec
Jan	Feb	Mar	Apr	May	Jun

COASTSIDE COUNTY WATER DISTRICT

Budget Worksheet

Fiscal Year
2012/2013

<u>Line Item</u>	<u>Amount</u>
Acct. No. 5683 Description: Financial Services	
Actual Amount As Of: 31-Jan 2011	16,690
PROJECTED ACTIVITY to END of FY:	10,000
Projected YEAR END TOTAL:	26,690

PROPOSED Line Item Amount:	26,000
-----------------------------------	---------------

Approved Line Item Amount:

PREVIOUS YEAR BUDGET:	31,000
<hr/>	
% Change Actual Year End compared to Proposed Line item amount.	(2.6%)
% Change to Previous Year Budget	(16.1%)
Dollar difference between proposed budget & current budget	-5,000

NARRATIVE:

Annual auditing services performed by Joseph J Arch, CPA and
Annual accounting/consultation services provided by John Parsons, CPA.

	FY 12/13
Financial Audit Service	\$16,000
Accounting Services	\$10,000
Total	<u><u>\$26,000</u></u>

Spread:

Jul	Aug	Sep	Oct	Nov	Dec
Jan	Feb	Mar	Apr	May	Jun

COASTSIDE COUNTY WATER DISTRICT

Budget Worksheet

**Fiscal Year
2012/2013**

<u>Line Item</u>	<u>Amount</u>
Acct. No. 5684 Description: Payroll Taxes	
Actual Amount As Of: 31-Jan 2011	55,708
PROJECTED ACTIVITY to END of FY:	48,000
Projected YEAR END TOTAL:	103,708
PROPOSED Line Item Amount:	117,867

Approved Line Item Amount:

PREVIOUS YEAR BUDGET:	114,658
% Change Actual Year End compared to Proposed Line item amount.	13.7%
% Change to Previous Year Budget	2.8%
Dollar difference between proposed budget & current budget	3,209

NARRATIVE:

Payroll taxes, i.e. Social Security is a function of salaries. It is applied at a total rate of 7.65% of gross payroll. The final amount will be determined when salaries and employee complement is finalized by the Board.

Spread:

Jul	Aug	Sep	Oct	Nov	Dec
Jan	Feb	Mar	Apr	May	Jun

COASTSIDE COUNTY WATER DISTRICT

Budget Worksheet

**Fiscal Year
2012/2013**

Line Item

Amount

Acct. No. **5684**

Description:

Payroll Taxes

CALCULATION FOR PAYROLL TAXES

		SOCIAL SECURITY 6.20%	MEDICARE 1.45%	TOTAL
TOTAL PAYROLL	\$ 1,648,043			
AMOUNT SUBJECT TO SOCIAL SECURITY	\$ 1,515,644	\$ 93,970		\$ 93,970
AMOUNT SUBJECT TO MEDICARE	\$ 1,648,043		\$ 23,897	\$ 23,897
TOTAL				\$ 117,867

COASTSIDE COUNTY WATER DISTRICT

Budget Worksheet

Fiscal Year
2012/2013

<u>Line Item</u>	<u>Amount</u>
Acct. No. 5687 Description: Memberships & Subscriptions	
Actual Amount As Of: 31-Jan 2011	36,630
PROJECTED ACTIVITY to END of FY:	25,000
Projected YEAR END TOTAL:	61,630
PROPOSED Line Item Amount:	64,400

Approved Line Item Amount:

PREVIOUS YEAR BUDGET:	57,950
% Change Actual Year End compared to Proposed Line item amount.	4.5%
% Change to Previous Year Budget	11.1%
Dollar difference between proposed budget & current budget	6,450

NARRATIVE: See attached worksheet for detail of costs

Increase in BAWSCA Annual Assessments

Spread:

Jul	Aug	Sep	Oct	Nov	Dec
Jan	Feb	Mar	Apr	May	Jun

Worksheet 5687A			
Budget Detail Worksheet			
Line Item: Memberships & Subscriptions			Description
Acct. No. 5687		Amount	
	Alliance for Water Efficiency	\$ 200	Annual Membership*
	ACWA	\$ 10,000	Membership dues
	ACWA	\$ 10,000	Delta Sustainability Dues
	AWWA	\$ 2,000	Membership dues and technical publications
	BAWSCA	\$ 28,000	Annual assessment & dues
	California Emergency Utilities	\$ 500	Annual Membership
	California Urban Water Conservation Council	\$ 3,000	Annual Membership*
	Chamber of Commerce	\$ 600	Membership dues & Farm Day Luncheon Tickets
	CSDA	\$ 4,000	Membership dues
	IAMPO	\$ 100	Subscription for Backflow Prevention Magazine
	Miscellaneous	\$ 1,000	Miscellaneous Dues/Memberships/Subscriptions
	Springbrook Users Group	\$ 50	Annual Users Group for Springbrook Software
	Water Education Foundation	\$ 1,000	Membership dues and technical publications
	Water Net	\$ 250	Publication*
	Water ReUse	\$ 600	Annual Association Dues
	Wellness Program	\$ 2,500	Wellness Program group membership in health club
	West Group (Formally Barclays)	\$ 600	Updates on California Code of Regulations regarding construction laws
	TOTAL	\$ 64,400	
			*Additional annual membership

COASTSIDE COUNTY WATER DISTRICT

Budget Worksheet

**Fiscal Year
2012/2013**

<u>Line Item</u>		<u>Amount</u>
Acct. No.	5688	Description: Election Expense
Actual Amount As Of:	31-Jan 2011	0
PROJECTED ACTIVITY to END of FY:		0
Projected YEAR END TOTAL:		0
PROPOSED Line Item Amount:		0

Approved Line Item Amount:

PREVIOUS YEAR BUDGET: 0

% Change Actual Year End compared to Proposed Line item amount.

% Change to Previous Year Budget

Dollar difference between proposed budget & current budget 0

NARRATIVE:

Spread:

Jul	Aug	Sep	Oct	Nov	Dec	Totals
Jan	Feb	Mar	Apr	May	Jun	

COASTSIDE COUNTY WATER DISTRICT

Budget Worksheet

**Fiscal Year
2012/2013**

<u>Line Item</u>		<u>Amount</u>
Acct. No.	5689	Description: Union Expenses
Actual Amount As Of:	31-Jan 2011	0
PROJECTED ACTIVITY to END of FY:		0
Projected YEAR END TOTAL:		0
PROPOSED Line Item Amount:		6,000

Approved Line Item Amount:

PREVIOUS YEAR BUDGET: **6,000**

% Change Actual Year End compared to Proposed Line item amount.

% Change to Previous Year Budget **0.0%**

Dollar difference between proposed budget & current budget 0

NARRATIVE:

Union Negotiation Services		\$ 6,000
	TOTAL	<u>\$ 6,000</u>

Spread:

Jul	Aug	Sep	Oct	Nov	Dec
Jan	Feb	Mar	Apr	May	Jun

COASTSIDE COUNTY WATER DISTRICT

Budget Worksheet

Fiscal Year
2012/2013

<u>Line Item</u>	<u>Amount</u>
Acct. No. 5700 Description: County Fees	
Actual Amount As Of: 31-Jan 2011	13,142
PROJECTED ACTIVITY to END of FY:	600
Projected YEAR END TOTAL:	13,742
PROPOSED Line Item Amount:	15,900

Approved Line Item Amount:

PREVIOUS YEAR BUDGET:	16,200
% Change Actual Year End compared to Proposed Line item amount.	15.7%
% Change to Previous Year Budget	(1.9%)
Dollar difference between proposed budget & current budget	-300

NARRATIVE:

1. The cost of the LAFCo budget, estimated	\$4,000.00
2. Hazardous Material Handling (Nunes & Denniston)	\$3,500.00
3. Property Taxes	\$1,200.00
4. Annual Encroachment Permit	\$6,000.00
5. District Digital Mapping - Secured Master Data	\$1,200.00
	\$15,900.00

Spread:

Jul	Aug	Sep	Oct	Nov	Dec
Jan	Feb	Mar	Apr	May	Jun

COASTSIDE COUNTY WATER DISTRICT

Budget Worksheet

Fiscal Year
2012/2013

<u>Line Item</u>	<u>Amount</u>
Acct. No. 5705 Description: State Fees	
Actual Amount As Of: 31-Jan 2011	17,338
PROJECTED ACTIVITY to END of FY:	0
Projected YEAR END TOTAL:	17,338
PROPOSED Line Item Amount:	18,600

Approved Line Item Amount:

PREVIOUS YEAR BUDGET:	19,400
% Change Actual Year End compared to Proposed Line item amount.	7.3%
% Change to Previous Year Budget	(4.1%)
Dollar difference between proposed budget & current budget	-800

NARRATIVE:

- #1 Fees are charged by the State Department of Health Services for reviewing applications and annual reports on operation of the Nunes & Denniston Water Treatment Plants (*DHS Fees - Increase due to additional services regarding new regulations*)
- #2 Water Rights (initialized by SWRCB) for both Pilarcitos & San Vincente
- #3 RWQCB NPDES Annual Fee (estimated)
- #4 Bay Area Air Quality Management Dist - Permits to Operate

#1	\$15,000
#2	\$1,000
#3	\$1,600
#4	\$1,000
	<u>\$18,600</u>

Spread:

Jul	Aug	Sep	Oct	Nov	Dec
Jan	Feb	Mar	Apr	May	Jun

COASTSIDE COUNTY WATER DISTRICT

Budget Worksheet

**Fiscal Year
2012/2013**

<u>Line Item</u>	<u>Amount</u>
Acct. No. 5711 Description: Existing Bonds - 1998A	
Actual Amount As Of: 31-Jan 2011	254,610
PROJECTED ACTIVITY to END of FY:	13,382
Projected YEAR END TOTAL:	267,992
PROPOSED Line Item Amount:	265,273

Approved Line Item Amount:

PREVIOUS YEAR BUDGET: **267,993**

% Change Actual Year End compared to Proposed Line item amount.	(1.0%)
% Change to Previous Year Budget	(1.0%)
Dollar difference between proposed budget & current budget	-2,721

NARRATIVE:

ABAG Pooled Financing Program Series 1998A

September 2012 Payment	\$258,383
March 2013 Payment	\$6,890
	\$265,273

Spread:

Jul	Aug	Sep	Oct	Nov	Dec
Jan	Feb	Mar	Apr	May	Jun

COASTSIDE COUNTY WATER DISTRICT

Budget Worksheet

**Fiscal Year
2012/2013**

<u>Line Item</u>	<u>Amount</u>
Acct. No. 5712 Description: Existing Bonds - 2006B	
Actual Amount As Of: 31-Jan 2011	339,141
PROJECTED ACTIVITY to END of FY:	147,430
Projected YEAR END TOTAL:	486,571
PROPOSED Line Item Amount:	481,296

Approved Line Item Amount:

PREVIOUS YEAR BUDGET:	483,281
% Change Actual Year End compared to Proposed Line item amount.	(1.1%)
% Change to Previous Year Budget	(0.4%)
Dollar difference between proposed budget & current budget	-1,985

NARRATIVE:

CSCDA Pooled Financing Program Series 2006B

September 2012 Payment	\$337,429
March 2013 Payment	\$143,867
	\$481,296

Spread:

Jul	Aug	Sep	Oct	Nov	Dec
Jan	Feb	Mar	Apr	May	Jun

COASTSIDE COUNTY WATER DISTRICT

Budget Worksheet

**Fiscal Year
2012/2013**

<u>Line Item</u>	<u>Amount</u>
Acct. No. 5713 Description: Cont. to CIP & Reserves	
Actual Amount As Of: 31-Jan 2011	405,828
PROJECTED ACTIVITY to END of FY:	289,877
Projected YEAR END TOTAL:	695,705
PROPOSED Line Item Amount:	868,515

Approved Line Item Amount:

PREVIOUS YEAR BUDGET:	695,705
% Change Actual Year End compared to Proposed Line item amount.	24.8%
% Change to Previous Year Budget	24.8%
Dollar difference between proposed budget & current budget	172,810

NARRATIVE:

Contribution to CIP & Reserves	\$ 868,515
	\$ 868,515

Spread:

Jul	Aug	Sep	Oct	Nov	Dec
Jan	Feb	Mar	Apr	May	Jun

COASTSIDE COUNTY WATER DISTRICT

Budget Worksheet

**Fiscal Year
2012/2013**

<u>Line Item</u>	<u>Amount</u>
Acct. No. 5715 Description: Existing Bond-CIEDB 11-099	
Actual Amount As Of: 31-Jan 2011	115,553
PROJECTED ACTIVITY to END of FY:	0
Projected YEAR END TOTAL:	115,553
PROPOSED Line Item Amount:	353,641

Approved Line Item Amount:

PREVIOUS YEAR BUDGET:	0
% Change Actual Year End compared to Proposed Line item amount.	206.0%
% Change to Previous Year Budget	#DIV/0!
Dollar difference between proposed budget & current budget	353,641

NARRATIVE:

California Infrastructure & Economic Development Bank (I-Bank) - CIEDB-11-099

July 2012 Payment	\$261,437
January 2013 Payment	\$92,204
	\$353,641

Spread:

Jul	Aug	Sep	Oct	Nov	Dec
Jan	Feb	Mar	Apr	May	Jun