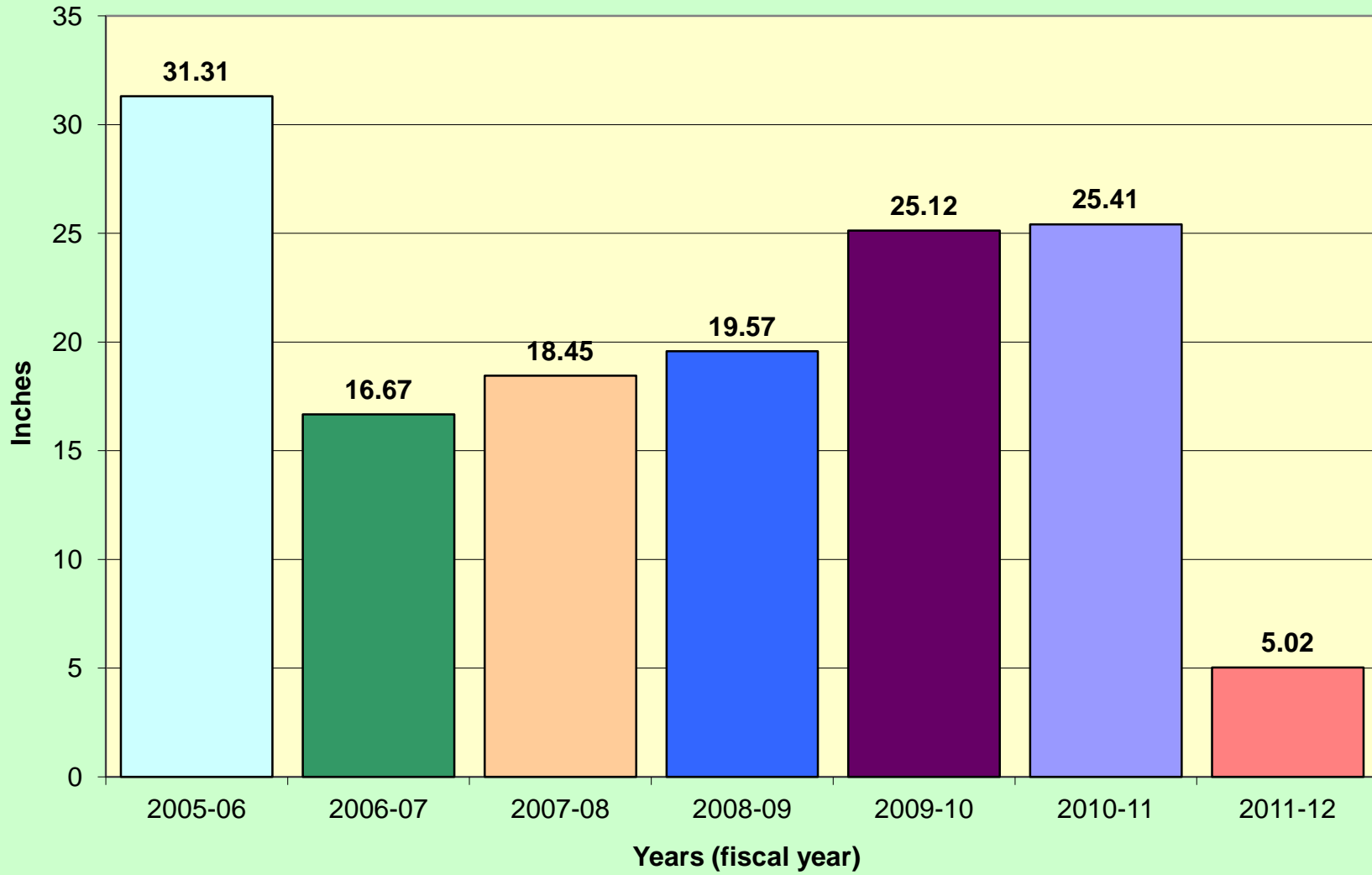
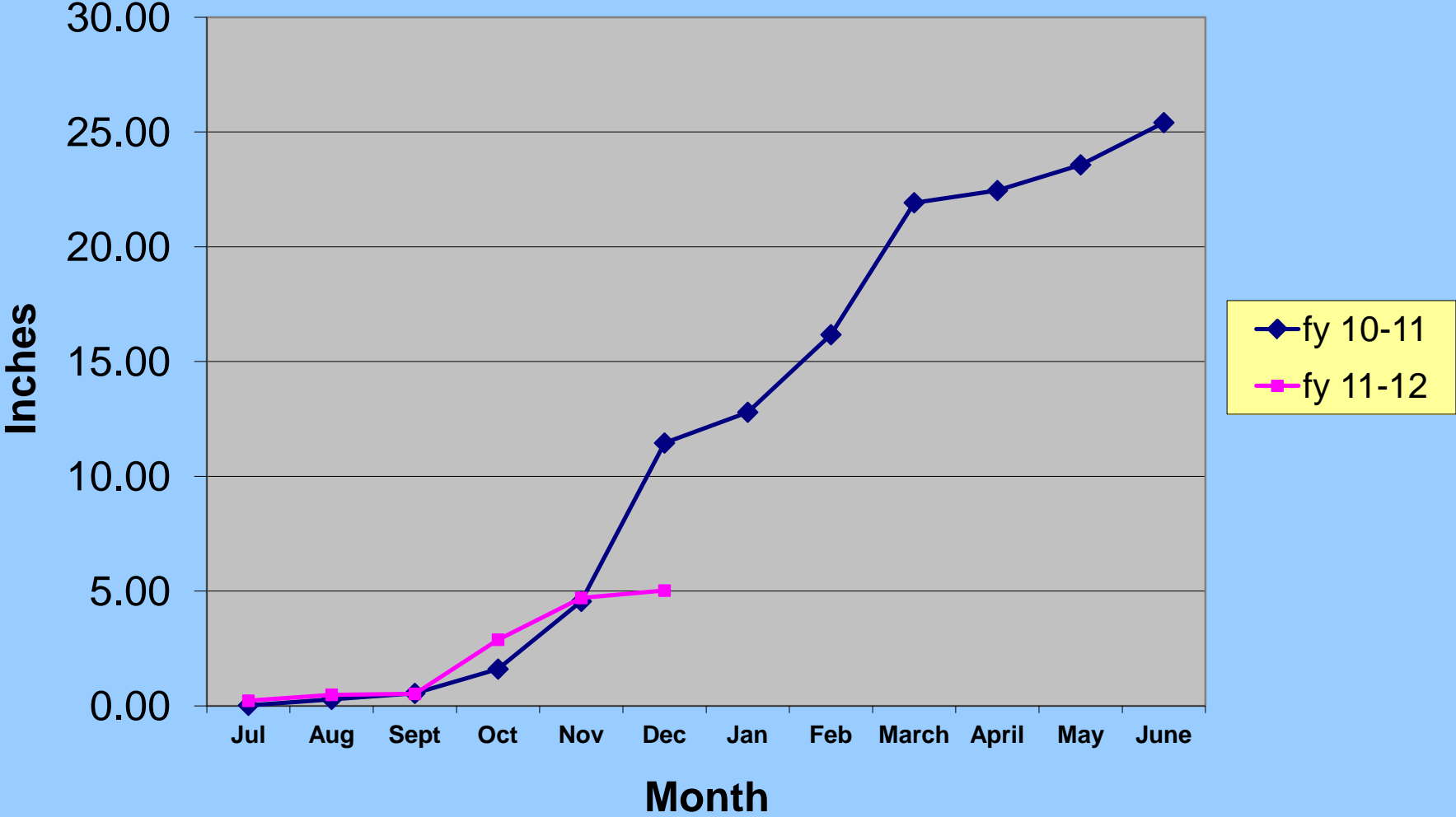


Rain Totals

October 2011



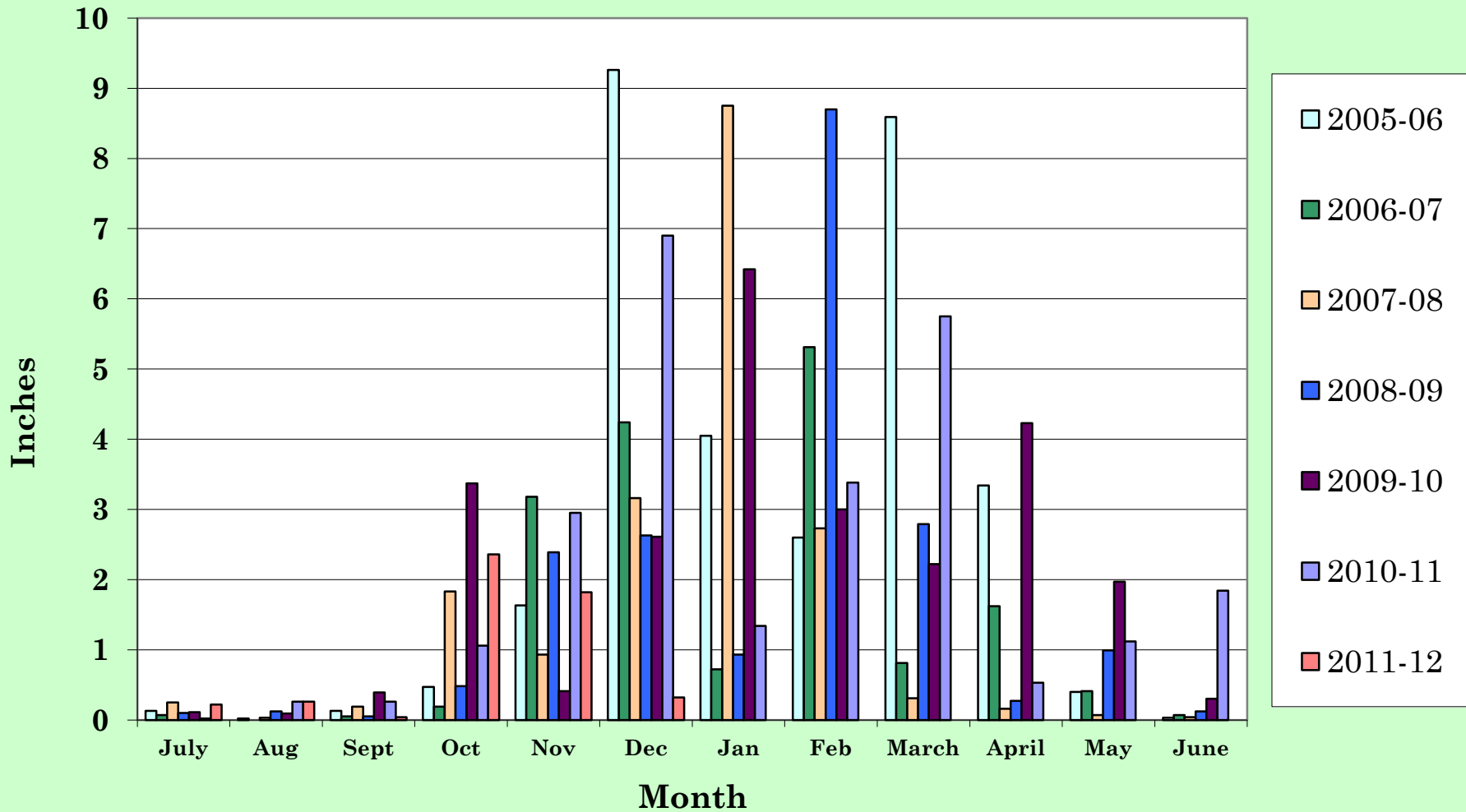
Rainfall Totals FY 2012



Coastside County Water District

Rainfall by Month

July '05 thru Jun '12



MONTHLY CLIMATOLOGICAL SUMMARY for DEC. 2011

NAME: CCWD1 CITY: STATE:
 ELEV: 0 ft LAT: LONG:

TEMPERATURE (°F), RAIN (in), WIND SPEED (mph)

DAY	MEAN TEMP	HIGH	TIME	LOW	TIME	HEAT DEG DAYS	COOL DEG DAYS	RAIN	AVG WIND SPEED	HIGH	TIME	DOM DIR
1	61.2	67.0	3:00p	56.4	3:30a	4.0	0.2	0.00	9.6	33.0	1:00p	N
2	57.7	66.2	10:00p	48.0	9:00p	7.3	0.0	0.00	1.4	26.0	11:30p	N
3	56.1	62.9	2:30p	43.7	12:00m	8.9	0.0	0.00	2.5	18.0	12:30a	N
4	46.4	56.3	3:00p	38.0	7:30a	18.6	0.0	0.00	0.6	9.0	11:00p	NNE
5	49.9	59.9	4:00p	39.8	12:00m	15.1	0.0	0.00	2.0	16.0	11:30a	N
6	47.3	60.0	4:00p	39.3	2:00a	17.7	0.0	0.00	0.9	11.0	9:30a	NNE
7	46.6	59.0	2:00p	38.1	3:30a	18.4	0.0	0.00	1.1	15.0	10:30a	N
8	46.7	57.7	2:30p	37.5	4:00a	18.3	0.0	0.00	0.5	9.0	7:30a	NNE
9	50.6	62.2	2:30p	42.4	7:00a	14.4	0.0	0.00	0.8	11.0	8:00p	NNE
10	49.0	57.3	2:30p	40.9	6:30a	16.0	0.0	0.00	0.4	8.0	2:00p	SSW
11	50.8	58.2	12:30p	46.5	7:30a	14.2	0.0	0.10	0.3	6.0	5:30a	SSW
12	48.6	55.4	12:30p	42.6	12:00m	16.4	0.0	0.02	1.8	14.0	10:30a	NNE
13	46.8	56.1	2:00p	39.3	3:30a	18.2	0.0	0.00	0.7	7.0	4:30a	N
14	46.4	57.3	2:30p	39.0	6:30a	18.6	0.0	0.01	1.3	10.0	10:30a	NNE
15	49.0	56.6	1:30p	40.0	11:30p	16.0	0.0	0.11	1.6	14.0	2:00p	N
16	47.1	61.1	3:30p	38.4	4:30a	18.0	0.0	0.00	1.4	14.0	1:30p	N
17	47.9	59.6	12:30p	39.7	12:00m	17.1	0.0	0.00	1.1	15.0	10:30a	N
18	46.8	56.9	12:30p	36.7	7:30a	18.2	0.0	0.00	0.4	6.0	6:00a	SW
19	49.0	58.5	1:00p	39.6	12:00m	16.0	0.0	0.00	1.2	11.0	9:30a	N
20	47.5	61.0	3:00p	38.2	2:30a	17.5	0.0	0.01	1.7	15.0	12:30p	N
21	49.9	61.6	2:00p	38.2	6:00a	15.1	0.0	0.00	2.6	24.0	11:30a	N
22	52.5	60.7	3:00p	43.2	12:00m	12.5	0.0	0.00	3.1	25.0	12:00p	N
23	45.6	57.3	3:00p	37.5	3:00a	19.4	0.0	0.00	1.1	11.0	4:30a	NNE
24	49.4	59.2	3:00p	38.9	1:30a	15.6	0.0	0.00	3.0	15.0	11:00a	NNE
25	46.8	59.8	1:00p	38.8	11:30p	18.2	0.0	0.00	1.1	11.0	11:30a	N
26	47.4	54.8	12:30p	39.6	1:00a	17.6	0.0	0.00	0.9	8.0	2:30a	NNE
27	49.1	59.5	12:30p	41.1	2:30a	15.9	0.0	0.00	2.2	19.0	8:00a	N
28	51.1	60.3	3:30p	42.0	4:00a	13.9	0.0	0.00	0.3	9.0	12:30p	NW
29	53.9	62.1	1:00p	47.5	8:00a	11.1	0.0	0.01	0.4	9.0	2:00p	NW
30	56.5	63.7	12:30p	50.1	12:00m	8.5	0.0	0.06	0.1	7.0	12:30p	SW
31	53.5	58.9	2:30p	43.2	2:30a	11.5	0.0	0.00	5.1	25.0	8:00a	NNE
	49.9	67.0	1	36.7	18	468.2	0.2	0.32	1.7	33.0	1	N

Max >= 90.0: 0
 Max <= 32.0: 0
 Min <= 32.0: 0
 Min <= 0.0: 0

Max Rain: 0.11 ON 12/15/11

Days of Rain: 4 (>.01 in) 1 (>.1 in) 0 (>1 in)

Heat Base: 65.0 Cool Base: 65.0 Method: Integration

